

X30 Junior

Essais Qualificatifs Groupe 1 / Qualifying Practice Group 1

Classement de la séance

Cl	N°	Pilote	Nat	Nat	Meilleur S1	Meilleur S2	Meilleur S3	Temps idéal	Temps	Ecart	Tour	Vitesse
Rnk	No.	Driver			Best S1	Best S2	Best S3	Ideal Time	Time	Gap	Lap	Speed
1	79	MALUKAS David	USA		16.225	21.499	17.495	55.219	55.323		11	90,06
2	38	DE WILDE Ugo	BEL		16.286	21.632	17.471	55.389	55.452	+0.129	11	89,85
3	10	LEMKE Brandon	USA		16.161	21.658	17.520	55.339	55.483	+0.160	8	89,80
4	72	RYKER ROBINSON Saul	GBR		16.224	21.675	17.520	55.419	55.571	+0.248	8	89,65
5	1	PETELET Milane	FRA		16.305	21.680	17.578	55.563	55.586	+0.263	11	89,63
6	41	PEISSELMON Timothy	FRA		16.384	21.626	17.603	55.613	55.641	+0.318	12	89,54
7	74	LAFORGE Téo	FRA		16.375	21.796	17.537	55.708	55.715	+0.392	12	89,42
8	13	FENDER Angus	GBR		16.197	21.797	17.573	55.567	55.747	+0.424	9	89,37
9	36	DÍAS Xavier	FRA		16.370	21.677	17.574	55.621	55.763	+0.440	11	89,34
10	51	HEBETTE Martin	BEL		16.393	21.799	17.581	55.773	55.773	+0.450	11	89,33
11	47	WOOLDRIDGE Ben	GBR		16.394	21.816	17.498	55.708	55.801	+0.478	7	89,28
12	86	ETEKI Adam	FRA		16.319	21.697	17.553	55.569	55.802	+0.479	8	89,28
13	54	VENTURA Simao	POR		16.285	21.816	17.698	55.799	55.805	+0.482	10	89,28
14	94	PINEIRO CECCHI Lautaro Emanuel	ARG		16.303	21.786	17.562	55.651	55.811	+0.488	8	89,27
15	59	ROUGIER Arthur	FRA		16.439	21.745	17.629	55.813	55.814	+0.491	11	89,26
16	91	WEERTS Charles	BEL		16.472	21.679	17.663	55.814	55.836	+0.513	9	89,23
17	4	TRAVNIKOV Serguey	RUS		16.320	21.845	17.573	55.738	55.842	+0.519	11	89,22
18	80	AL WAHAIBI Khalid	OMA		16.360	21.820	17.658	55.838	55.890	+0.567	8	89,14
19	68	CORNWELL Samuel	GBR		16.411	21.813	17.611	55.835	55.913	+0.590	10	89,10
20	8	THANAPONGPAN Sutimo	THA		16.351	21.841	17.635	55.827	55.960	+0.637	11	89,03
21	82	BROWNE Jonathan	IRL		16.430	21.843	17.687	55.960	55.990	+0.667	10	88,98
22	49	YU Royce	HKG		16.401	21.894	17.616	55.911	56.016	+0.693	12	88,94
23	600	WILSON Teddy	GBR		16.412	21.875	17.703	55.990	56.043	+0.720	10	88,90
24	67	BROWN-NUTLEY Jordan	GBR		16.478	21.825	17.793	56.096	56.117	+0.794	11	88,78
25	9	SHUNSUKE Minagi	JPN		16.560	21.766	17.820	56.146	56.175	+0.852	8	88,69
26	58	GUSMAO Guilherme	POR		16.487	21.901	17.786	56.174	56.274	+0.951	8	88,53
27	7	LLEDO Tom	FRA		16.573	21.883	17.816	56.272	56.319	+0.996	9	88,46
28	48	TAN Ethan	SIN		16.544	21.960	17.767	56.271	56.339	+1.016	9	88,43
29	88	LU Hugo	FRA		16.534	21.972	17.748	56.254	56.391	+1.068	9	88,35
30	28	RASMUSSEN Mads	DEN		16.551	22.016	17.776	56.343	56.457	+1.134	8	88,25
31	46	BOUCHABKE Rubens	LIB		16.621	22.046	17.841	56.508	56.508	+1.185	9	88,17
32	64	ROBINSON Jakob	UAE		16.774	21.948	17.945	56.667	56.695	+1.372	11	87,88
33	44	VENTURI Florian	FRA		20.580	25.585	22.406	1:08.571	1:08.571	+13.248	2	72,66

Sous réserve du contrôle technique ou de fait sportif

Chronométrage/Timekeeper

Affiché à

Présidente du Collège/Clerk of the course

X30 Junior

Essais Qualificatifs Groupe 2 / Qualifying Practice Group 2

Classement de la séance

Cl	N°	Pilote	Nat	Nat	Meilleur S1	Meilleur S2	Meilleur S3	Temps idéal	Temps	Ecart	Tour	Vitesse
Rnk	No.	Driver			Best S1	Best S2	Best S3	Ideal Time	Time	Gap	Lap	Speed
1	63	WOOD Tom	GBR		16.273	21.606	17.498	55.377	55.430		6	89,88
2	607	MILESI Charles	FRA		16.305	21.650	17.543	55.498	55.511	+0.081	12	89,75
3	37	BAUDOT Geoffrey	FRA		16.346	21.611	17.561	55.518	55.533	+0.103	10	89,71
4	601	CHOVET Pierre-Louis	FRA		16.319	21.680	17.556	55.555	55.594	+0.164	11	89,62
5	69	LEON Carlos	ESP		16.363	21.520	17.558	55.441	55.622	+0.192	11	89,57
6	92	SPRINGOB Jan-Philipp	GER		16.381	21.649	17.559	55.589	55.683	+0.253	11	89,47
7	19	JENOUVRIER Alexandre	FRA		16.487	21.579	17.588	55.654	55.704	+0.274	12	89,44
8	52	HAWKEY Ethan	GBR		16.333	21.704	17.615	55.652	55.761	+0.331	9	89,35
9	609	ARNAUD Hugo	FRA		16.387	21.753	17.551	55.691	55.762	+0.332	11	89,35
10	93	MALIZIA Arnaud	FRA		16.420	21.720	17.624	55.764	55.789	+0.359	12	89,30
11	50	GANY Rehane	FRA		16.421	21.708	17.697	55.826	55.870	+0.440	8	89,17
12	27	MAGNUS Gilles	BEL		16.382	21.709	17.700	55.791	55.890	+0.460	8	89,14
13	81	MC DONNELL Sam	IRL		16.331	21.789	17.765	55.885	55.901	+0.471	11	89,12
14	5	FLETA Alejandro	ESP		16.483	21.716	17.619	55.818	55.927	+0.497	9	89,08
15	95	CHAPPARD Franck	FRA		16.415	21.742	17.664	55.821	55.955	+0.525	9	89,04
16	87	THOMASSIN Bryan	FRA		16.394	21.832	17.654	55.880	55.961	+0.531	11	89,03
17	96	VIVERETTE Ries	BEL		16.457	21.762	17.679	55.898	55.962	+0.532	7	89,03
18	85	ANG Jacob Paolo	PHI		16.538	21.850	17.749	56.137	56.166	+0.736	11	88,70
19	24	WHITE Shane	GBR		16.513	21.882	17.751	56.146	56.168	+0.738	7	88,70
20	35	HATTON Louis	FRA		16.531	21.851	17.758	56.140	56.210	+0.780	7	88,63
21	98	VERHAEREN Nygel	BEL		16.582	21.856	17.806	56.244	56.244	+0.814	12	88,58
22	40	MC MAHON Sean	IRL		16.627	21.802	17.758	56.187	56.267	+0.837	10	88,54
23	20	POTAIN Jérémy	FRA		16.694	21.924	17.774	56.392	56.392	+0.962	11	88,35
24	89	ROMANO Samuel Leonardo	ARG		16.725	22.000	17.856	56.581	56.581	+1.151	5	88,05
25	65	GOOD YEAR Jordan	GBR		16.749	22.062	17.757	56.568	56.616	+1.186	10	88,00
26	3	NYBERG Tobias	NOR		16.694	21.923	18.013	56.630	56.699	+1.269	6	87,87
27	6	TOURE Malcolm	FRA		16.573	22.170	17.866	56.609	56.809	+1.379	7	87,70
28	26	WEBER Marcel	GER		16.570	22.153	17.909	56.632	56.819	+1.389	9	87,68
29	76	THONG WEI HEEN Jasper	CHN		16.712	22.087	17.921	56.720	56.878	+1.448	9	87,59
30	62	TALAL Beshara	BRN		16.710	22.194	18.035	56.939	57.116	+1.686	6	87,23
31	83	ALLEN Lucca	IRL		16.874	22.475	18.108	57.457	57.457	+2.027	12	86,71
32	70	GAARD Jarle Andersen	NOR		16.846	22.515	18.158	57.519	57.519	+2.089	11	86,62

Pas de temps / No time

77	FERNANDEZ Maria	PER										
----	-----------------	-----	--	--	--	--	--	--	--	--	--	--

Sous réserve du contrôle technique ou de fait sportif

Chronométrage/Timekeeper

Affiché à

Présidente du Collège/Clerk of the course

X30 Junior

Essais Qualificatifs Groupe 3 / Qualifying Practice Group 3

Classement de la séance

Cl	N°	Pilote	Nat	Nat	Meilleur S1	Meilleur S2	Meilleur S3	Temps idéal	Temps	Ecart	Tour	Vitesse
Rnk	No.	Driver			Best S1	Best S2	Best S3	Ideal Time	Time	Gap	Lap	Speed
1	33	ROOSENS Kenny	BEL		16.302	21.681	17.481	55.464	55.587		12	89,63
2	22	HARPER Daniel	IRL		16.326	21.660	17.590	55.576	55.623	+0.036	12	89,57
3	25	BRADSHAW Callum	GBR		16.352	21.719	17.575	55.646	55.646	+0.059	12	89,53
4	57	WEDGBURY Harrison	GBR		16.329	21.782	17.511	55.622	55.647	+0.060	12	89,53
5	43	BOEDLER Cameron	GER		16.337	21.684	17.602	55.623	55.656	+0.069	9	89,52
6	16	BROWN Alfie	GBR		16.397	21.632	17.594	55.623	55.686	+0.099	11	89,47
7	31	DE PAUW Ulysse	BEL		16.348	21.637	17.526	55.511	55.704	+0.117	12	89,44
8	56	PFUFF Marco	GER		16.356	21.914	17.526	55.796	55.796	+0.209	6	89,29
9	15	MOCCIA Savio	SUI		16.418	21.731	17.641	55.790	55.835	+0.248	7	89,23
10	11	SANSON Julien	FRA		16.425	21.703	17.630	55.758	55.854	+0.267	10	89,20
11	78	LIPINSKI Gillian	GER		16.441	21.758	17.665	55.864	55.867	+0.280	10	89,18
12	21	JEANNE Max	JER		16.381	21.793	17.574	55.748	55.885	+0.298	11	89,15
13	29	DYSON Harry	GBR		16.378	21.895	17.648	55.921	55.921	+0.334	10	89,09
14	30	SEITA Nonaka	JPN		16.453	21.780	17.679	55.912	55.958	+0.371	6	89,03
15	23	PIERSCHKE Luka-Max	GER		16.352	21.859	17.686	55.897	56.007	+0.420	9	88,96
16	55	SINNI Jordyn	AUS		16.439	21.830	17.730	55.999	56.020	+0.433	11	88,93
17	14	GHIRETTI Alessandro	FRA		16.553	21.790	17.704	56.047	56.056	+0.469	10	88,88
18	53	FUNGELING Luke	GER		16.397	21.958	17.647	56.002	56.071	+0.484	10	88,85
19	90	ROMANO Bruno Leonardo	ARG		16.490	21.935	17.692	56.117	56.138	+0.551	10	88,75
20	66	HEIMBACH Jan Hendrik	GER		16.418	21.878	17.723	56.019	56.201	+0.614	9	88,65
21	12	THOMAS Jesse	AUS		16.473	21.867	17.728	56.068	56.211	+0.624	9	88,63
22	73	APEL Leonard	GER		16.467	21.921	17.748	56.136	56.253	+0.666	10	88,57
23	18	ELMANN Nikolai	DEN		16.552	21.937	17.826	56.315	56.360	+0.773	9	88,40
24	97	CONNOLLY Kyle	GBR		16.504	22.060	17.661	56.225	56.386	+0.799	7	88,36
25	34	FIK Dmitry	RUS		16.584	22.032	17.720	56.336	56.416	+0.829	9	88,31
26	45	WIESENDER Valentin	GER		16.540	21.996	17.797	56.333	56.431	+0.844	11	88,29
27	75	ZHUO Cao	CHN		16.539	21.991	17.782	56.312	56.438	+0.851	10	88,28
28	71	CLAUDE Léonie	FRA		16.542	21.970	17.826	56.338	56.463	+0.876	8	88,24
29	2	PONTE Bruno	POR		16.583	22.027	17.724	56.334	56.466	+0.879	7	88,23
30	39	BOUVIER Yann	FRA		16.620	21.849	17.918	56.387	56.514	+0.927	9	88,16
31	99	REYNAERT Loran	BEL		17.838	25.345	19.090	1:02.273	1:05.749	+10.162	2	75,77

Déclassé de la manche / Excluded

84	CHILCOTT Anderson	GBR		16.398	21.746	17.761	55.905
----	-------------------	-----	--	--------	--------	--------	--------

N° 84 Exclusion de la manche : Pilote reconnu en infraction technique (Essence non conforme)

Sous réserve du contrôle technique ou de fait sportif

Chronométrage/Timekeeper

Affiché à

Présidente du Collège/Clerk of the course

X30 Junior

Classement après les essais chronométrés

Cl	N°	Pilote	Nat	Nat	Chassis	Temps	Ecart	2e Temps
Rnk	No.	Driver			Chassis	Time	Gap	2nd time
1	79	MALUKAS David	USA		Birel Art	55.323		55.343
2	63	WOOD Tom	GBR		Tony-Kart	55.430	+0.107	55.542
3	38	DE WILDE Ugo	BEL		Kosmic	55.452	+0.129	55.546
4	10	LEMKE Brandon	USA		Merlin	55.483	+0.160	55.513
5	607	MILESI Charles	FRA		Tony-Kart	55.511	+0.188	55.615
6	37	BAUDOT Geoffrey	FRA		Formula K	55.533	+0.210	55.696
7	72	RYKER ROBINSON Saul	GBR		MS Kart	55.571	+0.248	55.645
8	1	PETELET Milane	FRA		Kosmic	55.586	+0.263	55.687
9	33	ROOSENS Kenny	BEL		Kosmic	55.587	+0.264	55.678
10	601	CHOVET Pierre-Louis	FRA		Tony-Kart	55.594	+0.271	55.648
11	69	LEON Carlos	ESP		FA	55.622	+0.299	55.675
12	22	HARPER Daniel	IRL		Tony-Kart	55.623	+0.300	55.711
13	41	PEISSELMON Timothy	FRA		Birel Art	55.641	+0.318	55.645
14	25	BRADSHAW Callum	GBR		Tony-Kart	55.646	+0.323	55.830
15	57	WEDGBURY Harrison	GBR		Wright	55.647	+0.324	55.730
16	43	BOEDLER Cameron	GER		Mach 1	55.656	+0.333	55.700
17	92	SPRINGOB Jan-Philipp	GER		Kosmic	55.683	+0.360	55.824
18	16	BROWN Alfie	GBR		Tony-Kart	55.686	+0.363	55.714
19	19	JENOUVRIER Alexandre	FRA		Sodi	55.704	+0.381	55.720
20	31	DE PAUW Ulysse	BEL		Birel Art	55.704	+0.381	55.746
21	74	LAFORGE Téo	FRA		Sodi	55.715	+0.392	55.781
22	13	FENDER Angus	GBR		Gold	55.747	+0.424	55.874
23	52	HAWKEY Ethan	GBR		Tony-Kart	55.761	+0.438	55.785
24	609	ARNAUD Hugo	FRA		Sodi	55.762	+0.439	55.913
25	36	DIAS Xavier	FRA		Tony-Kart	55.763	+0.440	55.826
26	51	HEBETTE Martin	BEL		FA	55.773	+0.450	55.891
27	93	MALIZIA Arnaud	FRA		Tony-Kart	55.789	+0.466	55.820
28	56	PFUFF Marco	GER		Gillard	55.796	+0.473	56.023
29	47	WOOLDRIDGE Ben	GBR		FA	55.801	+0.478	55.864
30	86	ETEKI Adam	FRA		Tony-Kart	55.802	+0.479	55.806
31	54	VENTURA Simao	POR		Zanardi	55.805	+0.482	56.045
32	94	PINEIRO CECCHI Lautaro Emanuel	ARG		Top-Kart	55.811	+0.488	55.872
33	59	ROUGIER Arthur	FRA		Of Course	55.814	+0.491	56.247
34	15	MOCCIA Savio	SUI		Praga	55.835	+0.512	55.978
35	91	WEERTS Charles	BEL		Kosmic	55.836	+0.513	55.885
36	4	TRAVNIKOV Serguey	RUS		Tony-Kart	55.842	+0.519	55.858
37	11	SANSON Julien	FRA		Sodi	55.854	+0.531	55.869
38	78	LIPINSKI Gillian	GER		Gillard	55.867	+0.544	56.055
39	50	GANY Rehane	FRA		Kosmic	55.870	+0.547	55.897
40	21	JEANNE Max	JER		Tony-Kart	55.885	+0.562	55.926
41	80	AL WAHAIBI Khalid	OMA		Tony-Kart	55.890	+0.567	55.977
42	27	MAGNUS Gilles	BEL		Formula Gilles	55.890	+0.567	56.053
43	81	MC DONNELL Sam	IRL		Tony-Kart	55.901	+0.578	56.207
44	68	CORNWELL Samuel	GBR		Mach 1	55.913	+0.590	55.915

IAME INTERNATIONAL FINAL 2015

X30 Junior





Classement après les essais chronométrés

Cl	N°	Pilote	Nat	Nat	Chassis	Temps	Ecart	2e Temps
Rnk	No.	Driver			Chassis	Time	Gap	2nd time
45	29	DYSON Harry	GBR		Wild Kart	55.921	+0.598	56.334
46	5	FLETA Alejandro	ESP		FA	55.927	+0.604	55.973
47	95	CHAPPARD Franck	FRA		Praga	55.955	+0.632	55.970
48	30	SEITA Nonaka	JPN		Super Winforce	55.958	+0.635	56.215
49	8	THANAPONGPAN Sutimo	THA		Super Winforce	55.960	+0.637	56.180
50	87	THOMASSIN Bryan	FRA		Tecno	55.961	+0.638	56.062
51	96	VIVERETTE Ries	BEL		Kosmic	55.962	+0.639	56.041
52	82	BROWNE Jonathan	IRL		Kosmic	55.990	+0.667	56.026
53	23	PIERSCHKE Luka-Max	GER		Tony-Kart	56.007	+0.684	56.091
54	49	YU Royce	HKG		Tony-Kart	56.016	+0.693	56.114
55	55	SINNI Jordyn	AUS		Kosmic	56.020	+0.697	56.039
56	600	WILSON Teddy	GBR		Zanardi	56.043	+0.720	56.128
57	14	GHIRETTI Alessandro	FRA		Praga	56.056	+0.733	56.096
58	53	FUNGELING Luke	GER		Tony-Kart	56.071	+0.748	56.161
59	67	BROWN-NUTLEY Jordan	GBR		Wild Kart	56.117	+0.794	56.222
60	90	ROMANO Bruno Leonardo	ARG		CRG	56.138	+0.815	56.626
61	85	ANG Jacob Paolo	PHI		OTK	56.166	+0.843	56.225
62	24	WHITE Shane	GBR		Intrepid	56.168	+0.845	56.234
63	9	SHUNSUKE Minagi	JPN		Super Winforce	56.175	+0.852	56.204
64	66	HEIMBACH Jan Hendrik	GER		Kosmik	56.201	+0.878	56.256
65	35	HATTON Louis	FRA		Praga	56.210	+0.887	56.210
66	12	THOMAS Jesse	AUS		Zanardi	56.211	+0.888	56.255
67	98	VERHAEREN Nygel	BEL		Gillard	56.244	+0.921	56.355
68	73	APEL Leonard	GER		Tony-Kart	56.253	+0.930	56.298
69	40	MC MAHON Sean	IRL		Tony-Kart	56.267	+0.944	56.656
70	58	GUSMAO Guilherme	POR		Top-Kart	56.274	+0.951	56.346
71	7	LLEDO Tom	FRA		Tony-Kart	56.319	+0.996	56.374
72	48	TAN Ethan	SIN		Tony-Kart	56.339	+1.016	56.457
73	18	ELMANN Nikolai	DEN		CRG	56.360	+1.037	56.670
74	97	CONNOLLY Kyle	GBR		Mad Croc	56.386	+1.063	56.533
75	88	LU Hugo	FRA		Kosmic	56.391	+1.068	56.398
76	20	POTAIN Jérémy	FRA		Tony-Kart	56.392	+1.069	56.881
77	34	FIK Dmitry	RUS		Gillard	56.416	+1.093	56.434
78	45	WIESENDER Valentin	GER		CRG	56.431	+1.108	56.541
79	75	ZHUO Cao	CHN		Super Winforce	56.438	+1.115	56.561
80	28	RASMUSSEN Mads	DEN		CRG	56.457	+1.134	56.533
81	71	CLAUDE Léonie	FRA		Birel Art	56.463	+1.140	56.471
82	2	PONTE Bruno	POR		Haase	56.466	+1.143	56.483
83	46	BOUCHABKE Rubens	LIB		Gillard	56.508	+1.185	56.610
84	39	BOUVIER Yann	FRA		CRG	56.514	+1.191	56.517
85	89	ROMANO Samuel Leonardo	ARG		CRG	56.581	+1.258	57.154
86	65	GOOD YEAR Jordan	GBR		Tony-Kart	56.616	+1.293	56.824
87	64	ROBINSON Jakob	UAE		Tony-Kart	56.695	+1.372	56.714
88	3	NYBERG Tobias	NOR		Top-Kart	56.699	+1.376	56.839
89	6	TOURE Malcolm	FRA		FA	56.809	+1.486	56.817
90	26	WEBER Marcel	GER		Energy	56.819	+1.496	57.009
91	76	THONG WEI HEEN Jasper	CHN		Super Winforce	56.878	+1.555	56.974
92	62	TALAL Beshara	BRN		Formula Gilles	57.116	+1.793	57.168

IAME INTERNATIONAL FINAL 2015



X30 Junior

Classement après les essais chronométrés

Cl Rnk	N° No.	Pilote Driver	Nat	Nat	Chassis Chassis	Temps Time	Ecart Gap	2e Temps 2nd time
93	83	ALLEN Lucca	IRL		Tony-Kart	57.457	+2.134	57.913
94	70	GAARD Jarle Andersen	NOR		Mach1	57.519	+2.196	58.440
95	99	REYNAERT Loran	BEL		Gillard	1:05.749	+10.426	1:16.299
96	44	VENTURI Florian	FRA		FA	1:08.571	+13.248	

Ecart entre les séries : 0.477% / Gap between series : 0.477%

Non Classés / Not Classified

77	FERNANDEZ Maria	PER		Gillard
84	CHILCOTT Anderson	GBR		Gold

Chronométrage/Timekeeper



Heure d'afficPrésidente du Collège/Clerk of the course



X30 Junior

Classement après les manches

Clf	N°	Pilote	Nat	Nat	A-B	C-D	E-F	A-C	B-D	C-E	D-F	B-E	A-D	C-F	D-E	B-F	A-E	B-C	A-F	R1	Points	Essais	
Rnk	No.	Driver																				Qualifying	
1	79	MALUKAS David	USA		0	-	-	0	-	-	-	0	-	-	-	0	-	0	-	-	0	55.323	
2	25	BRADSHAW Callum	GBR		4	-	-	-	2	-	-	2	-	-	-	0	-	3	-	-	-	11	55.646
3	33	ROSENS Kenny	BEL		-	2	-	6	-	4	-	-	-	2	-	-	-	0	-	-	-	14	55.587
4	38	DE WILDE Ugo	BEL		-	0	-	4	-	3	-	-	-	3	-	-	-	6	-	-	-	16	55.452
5	1	PETELET Milane	FRA		3	-	-	-	0	-	-	7	-	-	-	2	-	4	-	-	-	16	55.586
6	37	BAUDOT Geoffrey	FRA		-	-	4	-	-	-	5	-	-	0	-	7	-	-	3	-	-	19	55.533
7	63	WOOD Tom	GBR		2	-	-	-	14	-	-	0	-	-	-	4	-	2	-	-	-	22	55.430
8	10	LEMKE Brandon	USA		-	15	-	-	4	-	0	-	4	-	2	-	-	-	-	-	-	25	55.483
9	41	PEISSELOON Timothy	FRA		6	-	-	2	-	-	-	-	2	-	-	-	2	-	14	-	-	26	55.641
10	16	BROWN Alfie	GBR		-	-	0	-	-	-	8	-	-	6	-	10	-	-	4	-	-	28	55.686
11	13	FENDER Angus	GBR		-	3	-	-	5	-	14	-	8	-	3	-	-	-	-	-	-	33	55.747
12	57	WEDGBURY Harrison	GBR		-	5	-	17	-	7	-	-	-	4	-	-	-	5	-	-	-	38	55.647
13	19	JENOUVRIER Alexandre	FRA		10	-	-	10	-	-	-	-	3	-	-	-	5	-	10	-	-	38	55.704
14	22	HARPER Daniel	IRL		-	-	3	-	-	-	20	-	-	5	-	13	-	-	2	-	-	43	55.623
15	92	SPRINGOB Jan-Philipp	GER		-	-	23	-	-	2	-	5	-	-	11	-	4	-	-	-	-	45	55.683
16	607	MILESI Charles	FRA		-	-	19	-	-	9	-	9	-	-	6	-	3	-	-	-	-	46	55.511
17	69	LEON Carlos	ESP		-	-	6	-	-	6	-	3	-	-	0	-	31	-	-	-	-	46	55.622
18	27	MAGNUS Gilles	BEL		-	-	8	-	-	-	3	-	-	8	-	8	-	-	19	-	-	46	55.890
19	43	BOEDLER Cameron	GER		-	13	-	-	6	-	15	-	11	-	4	-	-	-	-	-	-	49	55.656
20	72	RYKER ROBINSON Saul	GBR		18	-	-	3	-	-	-	-	5	-	-	-	6	-	20	-	-	52	55.571
21	74	LAFORGE Téo	FRA		-	6	-	13	-	13	-	-	-	7	-	-	-	13	-	-	-	52	55.715
22	47	WOOLDRIDGE Ben	GBR		-	-	12	-	-	0	-	6	-	-	28	-	7	-	-	-	-	53	55.801
23	67	BROWN-NUTLEY Jordan	GBR		-	-	10	-	-	10	-	11	-	-	8	-	14	-	-	-	-	53	56.117
24	7	LLEDO Tom	FRA		-	-	13	-	-	8	-	12	-	-	9	-	12	-	-	-	-	54	56.319
25	78	LIPINSKI Gillian	GER		9	-	-	-	9	-	-	13	-	-	-	18	-	7	-	-	-	56	55.867
26	36	DIAS Xavier	FRA		13	-	-	5	-	-	-	-	25	-	-	-	8	-	6	-	-	57	55.763
27	31	DE PAUW Ulysse	BEL		11	-	-	-	3	-	-	4	-	-	-	32	-	8	-	-	-	58	55.704
28	94	PINEIRO CECCHI Lautaro Emanuel	ARG		5	-	-	-	28	-	-	10	-	-	-	6	-	9	-	-	-	58	55.811
29	81	MC DONNELL Sam	IRL		7	-	-	7	-	-	-	-	7	-	-	-	27	-	11	-	-	59	55.901
30	5	FLETA Alejandro	ESP		-	7	-	-	8	-	7	-	20	-	17	-	-	-	-	-	-	59	55.927
31	8	THANAPONGPAN Sutimo	THA		17	-	-	12	-	-	-	-	9	-	-	-	10	-	12	-	-	60	55.960
32	49	YU Royce	HKG		-	-	5	-	-	-	31	-	-	12	-	5	-	-	8	-	-	61	56.016
33	55	SINNI Jordyn	AUS		8	-	-	8	-	-	-	-	6	-	-	-	29	-	13	-	-	64	56.020

Non Qualifiés / Not Qualified

34	93	MALIZIA Arnaud	FRA		-	9	-	19	-	12	-	-	-	14	-	-	-	12	-	-	-	66	55.789
35	11	SANSON Julien	FRA		14	-	-	9	-	-	-	-	30	-	-	-	9	-	5	-	-	67	55.854
36	68	CORNWELL Samuel	GBR		12	-	-	-	10	-	-	18	-	-	-	17	-	10	-	-	-	67	55.913
37	609	ARNAUD Hugo	FRA		-	-	7	-	-	-	29	-	-	9	-	16	-	-	7	-	-	68	55.762
38	44	VENTURI Florian	FRA		-	-	14	-	-	-	9	-	-	16	-	15	-	-	15	-	-	69	1:08.571
39	21	JEANNE Max	GBR		-	8	-	-	7	-	11	-	12	-	32	-	-	-	-	-	-	70	55.885
40	52	HAWKEY Ethan	GBR		-	-	29	-	-	5	-	16	-	-	13	-	11	-	-	-	-	74	55.761
41	56	PAFF Marco	GER		-	4	-	-	32	-	4	-	29	-	5	-	-	-	-	-	-	74	55.796
42	53	FUNGELING Luke	GER		-	16	-	-	19	-	13	-	16	-	10	-	-	-	-	-	-	74	56.071
43	86	ETEKI Adam	FRA		-	-	2	-	-	-	2	-	-	32	-	30	-	-	9	-	-	75	55.802
44	82	BROWNE Jonathan	IRL		-	12	-	-	12	-	24	-	15	-	15	-	-	-	-	-	-	78	55.990
45	95	CHAPPARD Franck	FRA		-	-	11	-	-	16	-	19	-	-	12	-	21	-	-	-	-	79	55.955
46	80	AL WAHAIBI Khalid	OMA		-	-	16	-	-	17	-	17	-	-	18	-	19	-	-	-	-	87	55.890
47	600	WILSON Teddy	GBR		21	-	-	-	15	-	-	27	-	-	-	12	-	14	-	-	-	89	56.043
48	15	MOCCIA Savio	SUI		-	27	-	-	23	-	23	-	10	-	7	-	-	-	-	-	-	90	55.835
49	91	WEERTS Charles	BEL		-	-	9	-	-	27	-	8	-	-	26	-	20	-	-	-	-	90	55.836
50	40	MC MAHON Sean	IRL		-	19	-	11	-	15	-	-	-	17	-	-	-	28	-	-	-	90	56.267
51	51	HEBETTE Martin	BEL		30	-	-	-	29	-	-	15	-	-	3	-	15	-	-	-	-	92	55.773
52	29	DYSON Harry	GBR		-	20	-	26	-	11	-	-	-	10	-	-	-	27	-	-	-	94	55.921
53	12	THOMAS Jesse	AUS		-	-	31	-	-	-	12	-	-	15	-	20	-	-	16	-	-	94	56.211
54	84	CHILCOTT Anderson	GBR		36	-	-	-	13	-	-	20	-	-	-	14	-	11	-	-	-	94	
55	30	SEITA Nonaka	JPN		-	-	25	-	-	-	22	-	-	11	-	9	-	-	28	-	-	95	55.958
56	20	POTAIN Jérémy	FRA		-	14	-	-	26	-	18	-	18	-	20	-	-	-	-	-	-	96	56.392
57	50	GANY Rehane	FRA		-	17	-	14	-	28	-	-	-	19	-	-	-	22	-	-	-	100	55.870
58	59	ROUGIER Arthur	FRA		-	11	-	21	-	31	-	-	-	20	-	-	-	18	-	-	-	101	55.814
59	66	HEIMBACH Jan Hendrik	GER		-	24	-	-	16	-	19	-	17	-	27	-	-	-	-	-	-	103	56.201
60	97	CONNOLLY Kyle	GBR		22	-	-	-	18	-	-	33	-	-	-	11	-	19	-	-	-	103	56.386
61	601	CHOVET Pierre-Louis	FRA		-	25	-	-	34	-	16	-	14	-	16	-	-	-	-	-	-	105	55.594
62	46	BOUCHABKE Rubens	LIB		-	-	30	-	-	23	-	14	-	-	14	-	25	-	-	-	-	106	56.508

IAME INTERNATIONAL FINAL 2015

X30 Junior

Classement après les manches

Cl	N°	Pilote	Nat	Nat	A-B	C-D	E-F	A-C	B-D	C-E	D-F	B-E	A-D	C-F	D-E	B-F	A-E	B-C	A-F	R1	Points	Essais
Rnk	No.	Driver																				Qualifying
63	3	NYBERG Tobias	NOR		-	26	-	-	11	-	10	-	35	-	24	-	-	-	-	-	106	56.699
64	9	SHUNSUKE Minagi	JPN		-	10	-	30	-	14	-	-	-	21	-	-	-	32	-	-	107	56.175
65	64	ROBINSON Jakob	UAE		-	21	-	24	-	21	-	-	-	25	-	-	-	16	-	-	107	56.695
66	54	VENTURA Simao	POR		16	-	-	28	-	-	-	-	13	-	-	-	35	-	17	-	109	55.805
67	98	VERHAEREN Nygel	BEL		15	-	-	16	-	-	-	-	23	-	-	-	30	-	26	-	110	56.244
68	88	LU Hugo	FRA		-	22	-	23	-	20	-	-	-	24	-	-	-	21	-	-	110	56.391
69	34	FIK Dmitry	RUS		-	-	27	-	-	18	-	23	-	-	19	-	23	-	-	-	110	56.416
70	6	TOURE Malcolm	FRA		-	-	20	-	-	19	-	21	-	-	22	-	28	-	-	-	110	56.809
71	4	TRAVNIKOV Serguey	RUS		-	-	32	-	-	-	6	-	-	13	-	27	-	-	33	-	111	55.842
72	99	REYNAERT Loran	BEL		-	-	21	-	-	24	-	25	-	-	25	-	18	-	-	-	113	1:05.749
73	65	GOOD YEAR Jordan	GBR		27	-	-	-	21	-	-	24	-	-	-	19	-	23	-	-	114	56.616
74	96	VIVERETTE Ries	BEL		-	23	-	18	-	25	-	-	-	18	-	-	-	31	-	-	115	55.962
75	39	BOUVIER Yann	FRA		-	-	15	-	-	-	17	-	-	31	-	22	-	-	30	-	115	56.514
76	87	THOMASSIN Bryan	FRA		20	-	-	-	25	-	-	-	26	-	-	-	23	-	24	-	118	55.961
77	85	ANG Jacob Paolo	PHI		29	-	-	15	-	-	-	-	27	-	-	-	26	-	21	-	118	56.166
78	35	HATTON Louis	FRA		-	-	17	-	-	26	-	31	-	-	31	-	13	-	-	-	118	56.210
79	83	ALLEN Lucca	IRL		-	28	-	22	-	22	-	-	-	27	-	-	-	20	-	-	119	57.457
80	76	THONG WEI HEEN Jasper	CHN		32	-	-	25	-	-	-	-	21	-	-	-	22	-	24	-	124	56.878
81	23	PIERSCHKE Luka-Max	GER		-	-	18	-	-	30	-	32	-	-	30	-	15	-	-	-	125	56.007
82	2	PONTE Bruno	POR		-	32	-	-	20	-	21	-	32	-	21	-	-	-	-	-	126	56.466
83	89	ROMANO Samuel Leonardo	ARG		26	-	-	35	-	-	-	-	19	-	-	-	17	-	29	-	126	56.581
84	58	GUSMAO Guilherme	POR		-	29	-	-	27	-	26	-	22	-	23	-	-	-	-	-	127	56.274
85	45	WIESENDER Valentin	GER		-	-	24	-	-	-	27	-	-	29	-	26	-	-	22	-	128	56.431
86	28	RASMUSSEN Mads	DEN		25	-	-	-	22	-	-	28	-	-	-	28	-	25	-	-	128	56.457
87	71	CLAUDE Léonie	FRA		-	18	-	29	-	29	-	-	-	23	-	-	-	29	-	-	128	56.463
88	75	ZHUO Cao	CHN		23	-	-	20	-	-	-	-	28	-	-	-	32	-	27	-	130	56.438
89	90	ROMANO Bruno Leonardo	ARG		-	-	22	-	-	-	32	-	-	30	-	29	-	-	18	-	131	56.138
90	24	WHITE Shane	GBR		19	-	-	-	17	-	-	30	-	-	-	35	-	30	-	-	131	56.168
91	73	APEL Leonard	GER		24	-	-	-	24	-	-	29	-	-	-	21	-	33	-	-	131	56.253
92	48	TAN Ethan	SIN		-	-	28	-	-	-	30	-	-	28	-	25	-	-	23	-	134	56.339
93	62	TALAL Beshara	BRN		31	-	-	-	31	-	-	22	-	-	-	24	-	26	-	-	134	57.116
94	18	ELMANN Nikolai	DEN		28	-	-	35	-	-	-	-	31	-	-	-	16	-	25	-	135	56.360
95	14	GHIRETTI Alessandro	FRA		-	31	-	34	-	33	-	-	-	22	-	-	-	17	-	-	137	56.056
96	77	FERNANDEZ Maria	PER		33	-	-	27	-	-	-	-	24	-	-	-	24	-	31	-	139	
97	26	WEBER Marcel	GER		-	-	26	-	-	-	25	-	-	26	-	31	-	-	32	-	140	56.819
98	70	GAARD Jarle Andersen	NOR		-	30	-	-	30	-	28	-	26	-	29	-	-	-	-	-	143	57.519

Chronométrage/Timekeeper

Heure d'affichage

Présidente du Collège/Clerk of the course

Cl	N°	Pilote	Nat	Nat	Tours	Ecart	Interv.	M.Tour	Pénalité
Rnk	No.	Driver			Laps	Gap		B.Lap	Penalty
1	99	REYNAERT Loran	BEL		11			56.654	
2	39	BOUVIER Yann	FRA		11	+0.183	+0.183	57.106	
3	4	TRAVNIKOV Serguey	RUS		11	+0.332	+0.149	56.814	
4	90	ROMANO Bruno Leonardo	ARG		11	+0.554	+0.222	56.736	
5	45	WIESENDER Valentin	GER		11	+1.299	+0.745	56.754	
6	23	PIERSCHKE Luka-Max	GER		11	+2.250	+0.951	56.966	
7	35	HATTON Louis	FRA		11	+2.419	+0.169	56.821	
8	73	APEL Leonard	GER		11	+3.311	+0.892	56.855	
9	28	RASMUSSEN Mads	DEN		11	+3.451	+0.140	57.457	
10	2	PONTE Bruno	POR		11	+4.350	+0.899	57.471	
11	89	ROMANO Samuel Leonardo	ARG		11	+4.743	+0.393	57.152	
12	87	THOMASSIN Bryan	FRA		11	+4.790	+0.047	57.454	
13	65	GOOD YEAR Jordan	GBR		11	+4.866	+0.076	56.785	+5.000
14	58	GUSMAO Guilherme	POR		11	+5.064	+0.198	57.355	
15	34	FIK Dmitry	RUS		11	+5.311	+0.247	57.326	
16	62	TALAL Beshara	BRN		11	+5.531	+0.220	57.196	
17	14	GHIRETTI Alessandro	FRA		11	+5.808	+0.277	57.168	
18	77	FERNANDEZ Maria	PER		11	+6.252	+0.444	57.241	
19	75	ZHUO Cao	CHN		11	+6.365	+0.113	56.807	
20	24	WHITE Shane	GBR		11	+7.673	+1.308	57.200	
21	76	THONG WEI HEEN Jasper	CHN		11	+7.992	+0.319	57.623	
22	70	GAARD Jarle Andersen	NOR		11	+8.476	+0.484	57.581	
23	48	TAN Ethan	SIN		11	+8.737	+0.261	57.315	
24	71	CLAUDE Léonie	FRA		11	+9.329	+0.592	57.587	
25	26	WEBER Marcel	GER		11	+9.721	+0.392	57.973	
26	18	ELMANN Nikolai	DEN		10	+1 Lap	+1 Lap	57.689	
27	6	TOURE Malcolm	FRA		8	+3 Laps	+2 Laps	56.886	
28	88	LU Hugo	FRA		5	+6 Laps	+3 Laps	57.371	
29	85	ANG Jacob Paolo	PHI		2	+9 Laps	+3 Laps	58.139	
30	83	ALLEN Lucca	IRL			+11 Laps	+2 Laps		

Meilleur tour / Best lap: 99 REYNAERT Loran - 56.654

Pas un tour / No lap

83	ALLEN Lucca	IRL	
----	-------------	-----	--

Absent sur la grille / DNSs

96	VIVERETTE Ries	BEL	
----	----------------	-----	--

N° 65 5" de pénalité : non respect de la procédure de départ (Art 2.20 du Règlement CIK-FIA)

Chronométrage/Timekeeper

Heure d'affiche/Présidente du Collège/Clerk of the course



Cl	N°	Pilote	Nat	Nat	Tours	Ecart	Interv.	M.Tour
Rnk	No.	Driver			Laps	Gap		B.Lap
1	11	SANSON Julien	FRA		11			56.674
2	52	HAWKEY Ethan	GBR		11	+3.378	+3.378	56.737
3	68	CORNWELL Samuel	GBR		11	+3.740	+0.362	56.881
4	86	ETEKI Adam	FRA		11	+3.939	+0.199	56.324
5	12	THOMAS Jesse	AUS		11	+4.169	+0.230	56.663
6	3	NYBERG Tobias	NOR		11	+4.608	+0.439	56.441
7	84	CHILCOTT Anderson	GBR		11	+4.702	+0.094	56.635
8	97	CONNOLLY Kyle	GBR		11	+4.897	+0.195	56.374
9	21	JEANNE Max	GBR		11	+9.503	+4.606	56.376
10	64	ROBINSON Jakob	UAE		11	+9.671	+0.168	56.587
11	53	FUNGELING Luke	GER		11	+9.801	+0.130	56.452
12	66	HEIMBACH Jan Hendrik	GER		11	+10.309	+0.508	56.771
13	30	SEITA Nonaka	JPN		11	+10.355	+0.046	56.235
14	59	ROUGIER Arthur	FRA		11	+11.615	+1.260	56.737
15	51	HEBETTE Martin	BEL		11	+11.886	+0.271	56.262
16	600	WILSON Teddy	GBR		11	+12.035	+0.149	56.626
17	46	BOUCHABKE Rubens	LIB		11	+12.287	+0.252	56.430
18	82	BROWNE Jonathan	IRL		11	+12.586	+0.299	56.570
19	54	VENTURA Simao	POR		11	+12.919	+0.333	56.391
20	20	POTAIN Jérémy	FRA		11	+13.380	+0.461	56.712
21	601	CHOVET Pierre-Louis	FRA		11	+13.643	+0.263	56.225
22	609	ARNAUD Hugo	FRA		11	+13.762	+0.119	56.224
23	9	SHUNSUKE Minagi	JPN		11	+14.644	+0.882	56.229
24	40	MC MAHON Sean	IRL		11	+15.591	+0.947	56.446
25	95	CHAPPARD Franck	FRA		11	+15.793	+0.202	56.392
26	98	VERHAEREN Nygel	BEL		11	+15.883	+0.090	56.534
27	50	GANY Rehane	FRA		11	+19.267	+3.384	56.440
28	93	MALIZIA Arnaud	FRA		11	+22.166	+2.899	56.514
29	44	VENTURI Florian	FRA		11	+24.739	+2.573	56.407
30	29	DYSON Harry	GBR		8	+3 Laps	+3 Laps	56.809
31	56	PFAFF Marco	GER		2	+9 Laps	+6 Laps	58.021
32	15	MOCCIA Savio	SUI		1	+10 Laps	+1 Lap	1:06.421
33	80	AL WAHAIBI Khalid	OMA			+11 Laps	+1 Lap	

Meilleur tour / Best lap: 609 ARNAUD Hugo - 56.224

Pas un tour / No lap

80 AL WAHAIBI Khalid

OMA



Absent sur la grille / DNSs

91 WEERTS Charles

BEL



Chronométrage/Timekeeper

Heure d'afficiPrésidente du Collège/Clerk of the course

Cl	N°	Pilote	Nat	Nat	Tours	Ecart	Interv.	M.Tour
Rnk	No.	Driver			Laps	Gap		B.Lap
1	79	MALUKAS David	USA		11			55.747
2	37	BAUDOT Geoffrey	FRA		11	+1.155	+1.155	55.976
3	25	BRADSHAW Callum	GBR		11	+1.756	+0.601	55.965
4	1	PETELET Milane	FRA		11	+2.833	+1.077	55.992
5	33	ROOSENS Kenny	BEL		11	+3.711	+0.878	55.959
6	10	LEMKE Brandon	USA		11	+3.955	+0.244	55.945
7	13	FENDER Angus	GBR		11	+4.218	+0.263	56.017
8	63	WOOD Tom	GBR		11	+4.510	+0.292	56.051
9	57	WEDGBURY Harrison	GBR		11	+4.730	+0.220	55.997
10	69	LEON Carlos	ESP		11	+4.842	+0.112	55.718
11	38	DE WILDE Ugo	BEL		11	+7.343	+2.501	55.865
12	16	BROWN Alfie	GBR		11	+7.838	+0.495	56.066
13	27	MAGNUS Gilles	BEL		11	+7.913	+0.075	55.868
14	7	LLEDO Tom	FRA		11	+8.068	+0.155	56.127
15	92	SPRINGOB Jan-Philipp	GER		11	+8.438	+0.370	55.827
16	81	MC DONNELL Sam	IRL		11	+8.966	+0.528	56.039
17	72	RYKER ROBINSON Saul	GBR		11	+9.231	+0.265	56.187
18	43	BOEDLER Cameron	GER		11	+9.292	+0.061	56.005
19	67	BROWN-NUTLEY Jordan	GBR		11	+9.431	+0.139	56.087
20	74	LAFORGE Téo	FRA		11	+9.468	+0.037	55.993
21	78	LIPINSKI Gillian	GER		11	+9.702	+0.234	55.947
22	607	MILESI Charles	FRA		11	+10.290	+0.588	56.044
23	22	HARPER Daniel	IRL		11	+10.796	+0.506	55.947
24	19	JENOUVRIER Alexandre	FRA		11	+11.602	+0.806	55.568
25	49	YU Royce	HKG		11	+12.692	+1.090	56.210
26	55	SINNI Jordyn	AUS		11	+12.748	+0.056	55.823
27	94	PINEIRO CECCHI Lautaro Emanuel	ARG		11	+13.016	+0.268	56.108
28	36	DIAS Xavier	FRA		11	+13.252	+0.236	55.919
29	31	DE PAUW Ulysse	BEL		11	+14.411	+1.159	56.135
30	8	THANAPONGPAN Sutimo	THA		11	+14.699	+0.288	56.087
31	5	FLETA Alejandro	ESP		11	+14.988	+0.289	56.470
32	41	PEISSELMON Timothy	FRA		5	+6 Laps	+6 Laps	55.990
33	47	WOOLDRIDGE Ben	GBR			+11 Laps	+5 Laps	
34	11	SANSON Julien	FRA			+11 Laps		

Meilleur tour / Best lap: 19 JENOUVRIER Alexandre - 55.568

Pas un tour / No lap

11	SANSON Julien	FRA	
47	WOOLDRIDGE Ben	GBR	

Sous réserve du contrôle technique ou de fait sportif

Chronométrage/Timekeeper

Heure d'affiche/Présidente du Collège/Clerk of the course

X30 Junior Finale / Final Classement

Cl Rnk	N° No.	Pilote Driver	Nat	Nat	Tours Laps	Ecart Gap	Interv.	M.Tour B.Lap
1	79	MALUKAS David	USA		18			55.761
2	25	BRADSHAW Callum	GBR		18	+4.508	+4.508	55.576
3	69	LEON Carlos	ESP		18	+4.918	+0.410	55.480
4	33	ROOSENS Kenny	BEL		18	+6.048	+1.130	55.864
5	16	BROWN Alfie	GBR		18	+6.234	+0.186	55.561
6	37	BAUDOT Geoffrey	FRA		18	+6.277	+0.043	55.677
7	22	HARPER Daniel	IRL		18	+6.368	+0.091	55.794
8	63	WOOD Tom	GBR		18	+8.005	+1.637	55.859
9	10	LEMKE Brandon	USA		18	+8.058	+0.053	55.726
10	13	FENDER Angus	GBR		18	+9.073	+1.015	55.903
11	27	MAGNUS Gilles	BEL		18	+9.108	+0.035	55.859
12	31	DE PAUW Ulysse	BEL		18	+9.125	+0.017	55.435
13	19	JENOUVRIER Alexandre	FRA		18	+9.167	+0.042	55.525
14	57	WEDGBURY Harrison	GBR		18	+10.582	+1.415	55.952
15	74	LAFORGE Téo	FRA		18	+10.628	+0.046	55.897
16	11	SANSON Julien	FRA		18	+10.708	+0.080	55.827
17	78	LIPINSKI Gillian	GER		18	+10.787	+0.079	55.959
18	43	BOEDLER Cameron	GER		18	+10.871	+0.084	55.721
19	38	DE WILDE Ugo	BEL		18	+12.756	+1.885	55.713
20	94	PINEIRO CECCHI Lautaro Emanuel	ARG		18	+13.016	+0.260	55.959
21	7	LLEDO Tom	FRA		18	+13.206	+0.190	55.905
22	55	SINNI Jordyn	AUS		18	+13.305	+0.099	55.855
23	92	SPRINGOB Jan-Philipp	GER		18	+14.018	+0.713	55.630
24	41	PEISSELON Timothy	FRA		18	+15.167	+1.149	55.592
25	8	THANAPONGPAN Sutimo	THA		18	+15.869	+0.702	56.045
26	36	DIAS Xavier	FRA		18	+16.022	+0.153	55.817
27	5	FLETA Alejandro	ESP		18	+18.683	+2.661	56.071
28	81	MC DONNELL Sam	IRL		18	+22.604	+3.921	55.815
29	67	BROWN-NUTLEY Jordan	GBR		18	+24.645	+2.041	56.416
30	72	RYKER ROBINSON Saul	GBR		18	+38.805	+14.160	56.325
31	1	PETELET Milane	FRA		8	+10 Laps	+10 Laps	56.120
32	49	YU Royce	HKG		7	+11 Laps	+1 Lap	56.365
33	47	WOOLDRIDGE Ben	GBR		4	+14 Laps	+3 Laps	56.040
34	607	MILESI Charles	FRA		2	+16 Laps	+2 Laps	57.718

Meilleur tour / Best lap: 31 DE PAUW Ulysse - 55.435

Sous réserve du contrôle technique ou de fait sportif

Chronométrage/Timekeeper

Heure d'afficPrésidente du Collège/Clerk of the course