

RESULTS BOOKLET

IAME
INTERNATIONAL FINAL

JOIN THE EVENT OF THE YEAR!

October 17th/20st - 2013

ACTUA
CIRCUIT DE LYON

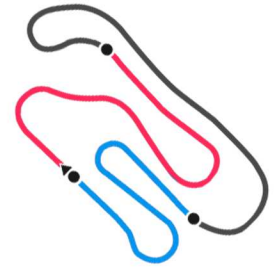
WWW.X30WORLD.COM/IAME.INTERNATIONAL.FINAL

INFO: K.C. Pays d'Olmes et Mirepoix - Karting Circuit La Plana - 09600 Algaes-Yves - France
Mail: victoryconcept@hotmail.com - Phone: +33 (0)5 63 54 86 74 / +33 (0)6 85 10 95 92

OFFICIAL SPONSOR

freem komet IAME The heart of kart stilo WZADOL





FINAL

PHASE

IAME
INTERNATIONAL FINAL

JOIN THE EVENT OF THE YEAR!

October 17th/20st - 2013

ACTUA
CIRCUIT DE LYON

WWW.X30WORLD.COM/IAME.INTERNATIONAL.FINAL

INFO: K.C. Pays d'Olmes et Mirepoix - Karting Circuit La Plana - 09600 Algaes-Yves - France
Mail: victoryconcept@hotmail.com - Phone: +33 (0)5 63 54 86 74 / +33 (0)6 85 10 95 92

OFFICIAL SPONSOR

freem komet IAME The heart of kart stilo WZADOLIL





X30-Master

Final A (FA) Results

Document 27.2 OFFICIAL

Subject to scrutineering & sporting investigations

Rnk	No.	Entrant	Driver	Nat	Equipment	Laps	Gap	Interv.	Best Lap	[QP-QH-PFA]	
1	▲4	43	Raccamier	RACCAMIER Thierry		Kosmic / X30 / Komet	20		51.116	[7-5-5]	
2	▼1	23	Alpha Karting	DUCHATEAU Nicolas		Alpha / X30 / Komet	20	2.212	2.212	50.984	[1-1-1]
3	▲6	141	Nerguti Samy	NERGUTI Samy		Kosmic / X30 / Komet	20	3.027	0.815	51.054	[18-13-9]
4	▲22	19	RSD Karting	MATON Jérôme		? / X30 / Komet	20	7.718	4.691	51.219	[5-3-26]
5	▲20	50	Donadei Tino	DONADEI Tino		Top-Kart / X30 / Komet	20	7.874	0.156	51.107	[E-23-25]
6	▲13	58	RSD Karting	LEFEVRE Luc		Kosmic / X30 / Komet	20	12.675	4.801	51.349	[15-18-19]
7	▲1	18	Russell James Jr	RUSSEL James Jr		Parolin / X30 / Komet	20	12.894	0.219	51.391	[21-12-8]
8	▼1	17	Exceed	BIELATOWICZ Pascal		Exceed / X30 / Komet	20	13.204	0.310	51.560	[9-8-7]
9	▲14	5	PDB Racing Team	FEIJOO Alberto		Gillard / X30 / Komet	20	15.743	2.539	51.485	[38-31-23]
10	▲6	32	Nerguti Florian	NERGUTI Florian		Tony-Kart / X30 / Komet	20	15.946	0.203	51.374	[33-22-16]
11	▲9	9	RSD Karting	SIMONAGGIO Christophe		Kosmic / X30 / Komet	20	16.781	0.835	51.665	[25-21-20]
12	▲6	114	Chapuis	CHAPUIS Jean-Claude		Kosmic / X30 / Komet	20	17.184	0.403	51.587	[17-20-18]
13	▲14	4	Savani Competition	MICHESEN Guty		CRG / X30 / Komet	20	17.305	0.121	51.256	[22-26-27]
14	▼1	14	Allemand Pierre	ALLEMAND Pierre		PCR / X30 / Komet	20	19.128	1.823	51.540	[16-14-13]
15	▼4	193	Martinand Nicolas	MARTINAND Nicolas		Intrepid / X30 / Komet	20	19.615	0.487	51.190	[13-11-11]
16	▼2	8	Ruffa Christian	RUFFA Christian		Maranello / X30 / Komet	20	22.636	3.021	51.534	[14-17-14]
17	▲16	20	Ait-Ouaret	OUARET Hakim		? / X30 / Komet	20	23.773	1.137	51.787	[11-19-33]
18	▼3	95	Collinot Cyril	COLLINOT Cyril		FA / X30 / Komet	20	24.150	0.377	51.664	[12-10-15]
19	▲12	2	Super Winforce RT	YANAGIDA Katsuhida		Super Winforce / X30 / Komet	20	25.617	1.467	51.537	[37-27-31]
20	▼3	26	Campi Lucero Pamela	MARTINEZ Hernan		Zanardi / X30 / Komet	20	25.820	0.203	51.999	[35-32-17]
21	▲13	142	IM-Racing Motorsport	ENGELI Markus		Zanardi / X30 / Komet	20	26.295	0.475	51.916	[23-25-34]
22	▼1	11	PDB Racing Team	BARRIOS Mario		Gillard / X30 / Komet	20	28.974	2.679	51.615	[24-28-21]
23	▼11	28	Montandraud	MONTANDRAUD Patrick		CRG / X30 / Komet	20	30.464	1.490	51.658	[20-15-12]
24	▲4	6	X30 Gentleman	COGNET Steve		? / X30 / Komet	20	32.029	1.565	51.968	[28-30-28]
25	▲5	83	X30 Master	CASOLA Laurent		Tony-Kart / X30 / Komet	20	32.469	0.440	51.784	[26-34-30]
26	▼2	49	X30 Master	BORZACCHIELLO Alban		Tony-Kart / X30 / Komet	20	37.657	5.188	52.276	[29-29-24]
27	▼5	78	Collignon Guy	COLLIGNON Guy		DR / X30 / Komet	20	41.021	3.364	52.120	[42-33-22]
28	▼25	46	OKS	DEGOUTTE Julien		CRG / X30 / Komet	10	10 Laps	10 Laps	51.864	[6-4-3]
29	▼19	12	CKS Kart Racing	BUSATO Jorge		Gillard / X30 / Komet	10	10 Laps	0.299	51.958	[10-9-10]
30	▼28	22	Chenillot	CHENILLOT David		FA / X30 / Komet	7	13 Laps	3 Laps	51.915	[4-2-2]
31	▼25	15	VDK Racing	BERVOETS Nicolas		Kosmic / X30 / Komet	1	19 Laps	6 Laps	55.120	[3-7-6]

Not Classified

	21	Nienkotter	NIENKOTTER Leonardo		LH / X30 / Komet		DNS			[19-16-29]
	1	Blin Frédéric	BLIN Frédéric		Kosmic / X30 / Komet		Excluded		51.025	[2-24-4]
	10	Kart Force	FOSTER Kip		DR / X30 / Komet		Excluded		51.021	[8-6-32]

No.1 BLIN Frédéric : Excluded for not respecting the finishing procedure (art. 2.23C GP). According to Stewards' Decision No.62.

No.10 FOSTER Kip : Excluded for not respecting the finishing procedure (art. 2.23C GP). According to Stewards' Decision No.64.

Leaders : No.23 DUCHATEAU Nicolas (1-2) / No.22 CHENILLOT David (3-4) / No.1 BLIN Frédéric (5-20)

Start Time : 20/10 - 16:46:13

Best Lap : No.23 DUCHATEAU Nicolas 50.984 88,26 Kph

Weather : Slightly cloudy Air : 18°C Track : Dry

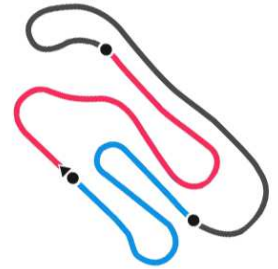
Event Record : No.23 DUCHATEAU Nicolas 50.379 89,32 Kph

2013 Iame International Final (FRA) 18-20/10/2013

Timing by Apex Timing

Apex Timing





DOCUMENT N° 64
DÉCISION DES COMMISSAIRES SPORTIFS
STEWARDS' DECISION

PÉNALITÉ INFLIGÉE AU CONCURRENT (NOM) : **Kart Force**
 PENALTY INFLICTED UPON THE ENTRANT (NAME):
 NATIONALITÉ / NATIONALITY:
 N°: **10** PILOTE : **FOSTER Kip**
 No.: DRIVER :

Concerne la partie de l'Épreuve : **X30-Master - Final A**
 Concerns the part of the event:

ÉNONCÉ / STATEMENT:
Exclusion from the Heat/Race/Session concerned

MOTIF / REASON:
 The Driver concerned don't respect the finishing procedure, the driver stopped on the track after the finish flag. The Stewards assess this fact as a violation against art. 2.23C CIK-FIA General Prescriptions. The Decision is made in application of art. 152 and 153 FIA International Sporting Code.

Décision annoncée Date / Date: **20/10/2013** Heure / Time: **17:54**
 Decision announced

Nom / Name Signature

Président du Collège / Chairman of the Panel:
Bernard Navarro (FRA) :

Membres du Collège / Members of the Panel:
Hervé Lemenager (FRA) :

Jean-Claude Sanchez (FRA) :

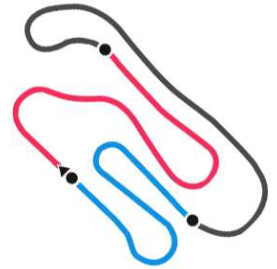
NOTIFICATION AU CONCURRENT CONCERNÉ / NOTIFICATION TO THE RELEVANT ENTRANT

Je soussigné :
 I undersigned: Nom personnel / personal name

Représentant du Concurrent : **Kart Force**
 Representing the Entrant: Nom du Concurrent / Entrant's name

Certifie avoir reçu notification du document N° **64** des Commissaires Sportifs de l'Épreuve.
 Certify that I have been notified of document No. by the Stewards of the Meeting.

Date : Heure / Time: Signature :



DOCUMENT N° 62
DÉCISION DES COMMISSAIRES SPORTIFS
STEWARDS' DECISION

PÉNALITÉ INFLIGÉE AU CONCURRENT (NOM) : **Blin Frédéric**
 PENALTY INFLICTED UPON THE ENTRANT (NAME):
 NATIONALITÉ / NATIONALITY:
 N°: **1** PILOTE : **BLIN Frédéric**
 No.: DRIVER :

Concerne la partie de l'Épreuve : **X30-Master - Final A**
 Concerns the part of the event:

ÉNONCÉ / STATEMENT:
Exclusion from the Heat/Race/Session concerned

MOTIF / REASON:
 The Driver concerned don't respect the finishing procedure, the driver stopped on the track after the finish flag. The Stewards assess this fact as a violation against art. 2.23C CIK-FIA General Prescriptions. The Decision is made in application of art. 152 and 153 FIA International Sporting Code.

Décision annoncée Date / Date: **20/10/2013** Heure / Time: **17:30**
Decision announced

	Nom / Name	Signature
Président du Collège / Chairman of the Panel:	Bernard Navarro (FRA) :
Membres du Collège / Members of the Panel:	Hervé Lemenager (FRA) :
	Jean-Claude Sanchez (FRA) :

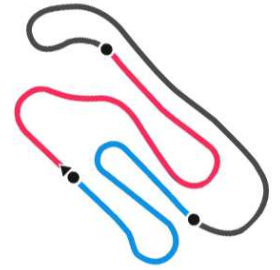
NOTIFICATION AU CONCURRENT CONCERNÉ / NOTIFICATION TO THE RELEVANT ENTRANT

Je soussigné :
I undersigned: Nom personnel / personal name

Représentant du Concurrent : **Blin Frédéric**
Representing the Entrant: Nom du Concurrent / Entrant's name

Certifie avoir reçu notification du document N° **62** des Commissaires Sportifs de l'Épreuve.
Certify that I have been notified of document No. **62** *by the Stewards of the Meeting.*

Date : Heure / Time: Signature :



X30-Master

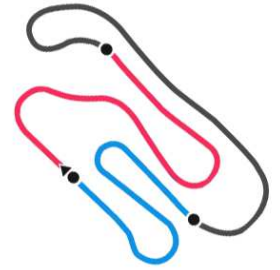
Final A (FA)

Lap Chart

For information purposes. No official / regulatory value

	1	2	3	4	5	6	7	8	9	10	11	12	13	14	15	16	17	18	19	20	21	22	23	24	25	26	27	28	29	30	31	32	33	34
Grid	23	22	46	1	43	15	17	18	141	12	193	28	14	8	95	32	26	114	58	9	11	78	5	49	50	19	4	6	X	83	2	10	20	142
Start	23	22	46	1	43	15	17	18	12	141	193	28	14	95	8	26	32	114	58	9	78	49	11	5	50	4	19	6	83	2	10	20	142	
Lap 1 Interval	23	22	1	46	X	43	17	18	141	12	32	28	58	26	50	9	114	19	78	142	5	2	20	10	4	83	49	14	6	95	8	193	11	
Lap 2	23	22	1	43	46	17	12	141	32	28	58	50	18	9	19	26	114	78	142	5	2	10	4	20	83	14	49	6	95	8	193	11		
Lap 3	22	1	23	43	46	17	141	12	28	58	50	18	19	32	9	26	114	5	142	10	78	4	2	20	14	83	49	6	95	8	193	11		
Lap 4	22	1	43	23	46	141	17	12	50	58	28	19	18	32	9	114	26	10	5	142	4	2	14	78	20	83	49	6	95	8	193	11		
Lap 5	1	22	43	23	141	46	17	12	50	58	19	28	18	32	9	114	26	10	5	4	142	14	2	20	49	83	95	8	6	193	11	78		
Lap 6	1	22	43	141	23	12	46	17	50	58	19	28	18	32	9	114	10	26	5	4	142	14	2	20	49	95	8	83	193	6	11	78		
Lap 7	1	43	X	141	23	46	12	50	17	19	58	28	32	18	9	10	114	5	26	4	142	14	20	95	8	2	193	49	83	6	11	78		
Lap 8	1	43	141	23	46	12	19	50	17	58	32	28	10	18	9	114	5	26	4	142	14	20	95	8	193	2	49	83	11	6	78			
Lap 9	1	43	141	23	46	12	19	50	17	58	32	10	18	9	114	28	5	26	142	4	14	20	95	8	193	2	49	11	6	83	78			
Lap 10	1	43	141	23	X	19	X	50	17	58	32	10	18	9	114	5	28	142	4	14	26	20	193	95	8	2	11	6	83	49	78			
Lap 11	1	43	141	23	19	50	17	10	32	18	58	9	114	5	28	14	142	4	26	20	193	8	95	2	11	6	83	49	78					
Lap 12	1	43	141	23	19	50	10	17	32	18	58	9	114	5	28	14	142	4	26	20	193	8	95	2	11	6	83	49	78					
Lap 13	1	43	141	23	50	19	10	17	32	18	58	9	114	5	28	14	4	142	26	20	193	8	95	2	11	6	83	49	78					
Lap 14	1	43	141	23	19	50	10	17	32	18	58	9	5	114	4	14	26	20	193	142	8	95	2	11	6	28	83	49	78					
Lap 15	1	43	141	23	19	10	50	17	32	18	58	5	9	114	4	14	26	193	20	8	142	95	2	11	6	28	83	49	78					
Lap 16	1	43	141	23	19	10	50	32	17	18	58	5	9	114	4	14	193	26	8	20	95	142	2	11	6	28	83	49	78					
Lap 17	1	43	23	141	19	10	50	32	18	58	17	5	9	114	4	14	193	8	26	20	95	142	2	11	6	28	83	49	78					





X30-Master

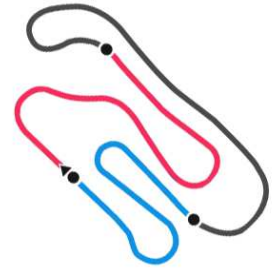
Final A (FA)

For information purposes. No official / regulatory value

Lap Chart

Lap 18	1	43 0.6	23 2.6	141 0.6	10 4.2	19 0.2	50 0.2	58 3.2	18 0.1	32 0.2	17 0.3	5 2.6	9 0.7	114 0.5	4 0.4	14 2.1	193 1.0	8 2.2	20 0.8	95 0.5	26 0.6	2 0.1	142 0.1	11 3.8	28 1.0	6 0.4	83 1.0	49 3.8	78 3.4
Lap 19	1	43 0.5	23 2.4	141 0.9	10 4.0	19 0.3	50 0.2	58 4.0	18 0.2	17 0.4	5 2.6	9 0.1	114 0.7	4 0.1	14 2.4	193 0.7	8 2.6	20 0.9	95 0.4	2 1.1	26 0.2	142 0.1	11 3.3	28 1.1	6 0.6	83 0.5	49 4.7	78 4.3	
Lap 20	1	43 0.7	23 2.2	141 0.8	10 4.0	19 0.6	50 0.1	58 4.8	18 0.2	17 0.3	5 2.5	9 0.2	114 0.8	4 0.4	14 1.8	193 0.4	8 3.0	20 1.1	95 0.3	2 1.4	26 0.2	142 0.4	11 2.6	28 1.4	6 1.5	83 0.4	49 5.1	78 3.3	





X30-Master

Final A (FA) Lap Time Analysis

For information purposes. No official / regulatory value

Laps	Sector 1	Sector 2	Sector 3	Lap Time	Laps	Sector 1	Sector 2	Sector 3	Lap Time	Laps	Sector 1	Sector 2	Sector 3	Lap Time
No.1 BLIN Frédéric					19	18.429	17.041	16.686	52.156	17	18.354	16.873	16.440	51.667
1	20.344	17.485	16.885	54.714	20	18.426	17.019	16.588	52.033	18	18.493	16.743	16.405	51.641
2	19.564	17.261	16.778	53.603	No.4 MICHELSEN Guty					19	18.490	16.813	16.560	51.863
3	18.963	17.152	16.719	52.834	1	25.078	17.936	17.318	1:00.332	20	18.468	16.825	16.502	51.795
4	18.684	16.928	16.557	52.169	2	19.011	17.170	17.184	53.365	No.6 COGNET Steve				
5	18.503	16.907	16.610	52.020	3	19.845	17.427	16.842	54.114	1	27.462	17.670	17.072	1:02.204
6	18.583	16.847	16.486	51.916	4	18.743	16.981	16.826	52.550	2	19.194	17.391	17.149	53.734
7	18.493	16.704	16.561	51.758	5	18.529	16.951	16.571	52.051	3	19.077	17.363	17.395	53.835
8	18.516	16.767	16.523	51.806	6	18.471	16.809	16.466	51.746	4	19.147	17.305	17.809	54.261
9	18.523	16.707	16.451	51.681	7	18.468	16.656	16.931	52.055	5	19.319	17.563	17.492	54.374
10	18.476	16.680	16.364	51.520	8	18.660	17.034	16.833	52.527	6	19.085	16.903	16.793	52.781
11	18.429	16.684	16.345	51.458	9	18.641	17.647	16.640	52.928	7	18.759	17.202	17.435	53.396
12	18.359	16.681	16.406	51.446	10	19.137	17.380	16.753	53.270	8	18.917	17.460	17.096	53.473
13	18.418	16.616	16.345	51.379	11	18.647	17.931	16.750	53.328	9	18.901	17.087	16.780	52.768
14	18.445	16.584	16.314	51.343	12	18.445	17.013	16.366	51.824	10	18.723	17.342	16.989	53.054
15	18.344	16.493	16.283	51.120	13	18.481	17.084	16.383	51.948	11	18.901	16.938	16.704	52.543
16	18.398	16.558	16.279	51.235	14	18.599	16.678	16.486	51.763	12	18.690	16.813	16.650	52.153
17	18.356	16.535	16.203	51.094	15	18.367	16.537	16.401	51.305	13	18.597	16.834	16.537	51.968
18	18.300	16.521	16.204	51.025	16	18.346	16.596	16.368	51.310	14	18.746	16.819	16.810	52.375
19	18.410	16.531	16.340	51.281	17	18.357	16.507	16.418	51.282	15	18.765	16.859	16.616	52.240
20	18.326	16.559	16.293	51.178	18	18.300	16.575	16.381	51.256	16	18.679	16.778	16.576	52.033
No.2 YANAGIDA Katsuhida					19	18.314	16.568	16.466	51.348	17	18.651	16.767	16.752	52.170
1	24.069	17.861	17.039	58.969	20	18.621	16.903	16.612	52.136	18	18.795	16.997	16.782	52.574
2	19.210	17.439	17.164	53.813	No.5 FEIJOO Alberto					19	18.622	16.860	16.769	52.251
3	20.090	17.672	17.115	54.877	1	24.774	17.654	16.991	59.419	20	18.809	17.030	17.031	52.870
4	19.013	17.633	17.444	54.090	2	19.078	17.710	17.158	53.946	No.8 RUFFA Christian				
5	18.834	17.430	16.787	53.051	3	19.152	17.319	17.222	53.693	1	32.862	18.051	17.285	1:08.198
6	18.701	17.149	16.865	52.715	4	18.823	17.151	17.052	53.026	2	19.389	17.532	17.084	54.005
7	20.523	17.823	17.218	55.564	5	18.487	17.040	16.536	52.063	3	18.825	17.124	16.645	52.594
8	19.193	17.019	16.596	52.808	6	18.493	16.842	16.453	51.788	4	18.640	16.925	16.554	52.119
9	18.521	17.002	17.271	52.794	7	18.456	16.912	16.846	52.214	5	18.683	16.911	16.842	52.436
10	18.581	16.939	16.573	52.093	8	18.517	16.967	16.459	51.943	6	18.603	16.871	16.695	52.169
11	18.627	17.094	16.527	52.248	9	18.475	16.836	16.493	51.804	7	18.764	17.560	16.691	53.015
12	18.609	16.792	16.365	51.766	10	18.683	17.211	16.569	52.463	8	18.609	16.898	16.601	52.108
13	18.478	16.873	16.493	51.844	11	18.443	16.889	16.382	51.714	9	18.463	16.882	16.373	51.718
14	18.647	16.793	16.383	51.823	12	18.352	16.744	16.389	51.485	10	19.038	16.802	16.613	52.453
15	18.492	16.676	16.525	51.693	13	18.642	17.100	16.629	52.371	11	18.513	16.914	16.657	52.084
16	18.550	16.745	16.351	51.646	14	18.389	16.836	16.419	51.644	12	18.397	16.849	16.288	51.534
17	18.312	16.741	16.484	51.537	15	18.490	17.073	16.810	52.373	13	18.344	16.793	16.586	51.723
18	18.681	16.860	17.115	52.656	16	19.019	16.899	16.388	52.306	14	18.570	16.817	16.525	51.912



X30-Master

Final A (FA) Lap Time Analysis

For information purposes. No official / regulatory value

Laps	Sector 1	Sector 2	Sector 3	Lap Time
15	18.579	16.778	16.507	51.864
16	18.435	16.917	16.505	51.857
17	18.476	16.998	16.623	52.097
18	18.466	16.879	16.440	51.785
19	18.539	16.771	16.423	51.733
20	18.427	16.754	16.420	51.601

No.9 SIMONAGGIO Christophe				
Laps	Sector 1	Sector 2	Sector 3	Lap Time
1	22.339	17.966	17.640	57.945
2	19.301	17.551	17.121	53.973
3	19.253	17.144	16.942	53.339
4	18.801	17.003	16.800	52.604
5	18.671	16.850	16.779	52.300
6	18.787	16.876	16.619	52.282
7	18.833	16.740	16.730	52.303
8	18.841	16.727	16.993	52.561
9	18.625	17.073	16.808	52.506
10	18.558	16.660	16.670	51.888
11	18.569	16.843	16.589	52.001
12	18.636	16.798	16.626	52.060
13	18.798	16.990	16.503	52.291
14	18.631	16.797	16.463	51.891
15	18.627	17.236	16.733	52.596
16	19.131	16.883	16.529	52.543
17	18.675	16.755	16.634	52.064
18	18.577	16.619	16.469	51.665
19	18.779	16.770	16.454	52.003
20	18.723	16.684	16.562	51.969

No.10 FOSTER Kip				
Laps	Sector 1	Sector 2	Sector 3	Lap Time
1	24.811	17.629	17.082	59.522
2	19.287	17.136	17.021	53.444
3	19.242	17.080	17.295	53.617
4	18.871	16.787	16.524	52.182
5	18.407	16.733	16.436	51.576
6	18.329	16.746	16.510	51.585
7	18.189	16.750	16.583	51.522
8	18.349	16.629	16.740	51.718
9	18.571	17.245	16.387	52.203
10	18.412	16.634	16.394	51.440
11	18.296	16.957	16.529	51.782
12	18.462	16.625	16.368	51.455

Laps	Sector 1	Sector 2	Sector 3	Lap Time
13	18.388	16.601	16.390	51.379
14	18.229	16.607	16.382	51.218
15	18.295	16.650	16.316	51.261
16	18.305	16.570	16.400	51.275
17	18.294	16.544	16.350	51.188
18	18.208	16.535	16.321	51.064
19	18.198	16.588	16.291	51.077
20	18.154	16.559	16.308	51.021

No.11 BARRIOS Mario				
Laps	Sector 1	Sector 2	Sector 3	Lap Time
1	37.189	17.561	16.911	1:11.661
2	18.720	17.083	16.729	52.532
3	18.639	16.995	16.702	52.336
4	18.567	17.046	16.661	52.274
5	18.904	16.968	16.622	52.494
6	18.598	16.922	16.591	52.111
7	18.809	17.045	16.476	52.330
8	18.514	17.496	16.729	52.739
9	18.823	17.053	16.759	52.635
10	18.643	17.470	16.972	53.085
11	18.836	17.007	16.633	52.476
12	18.696	16.878	16.554	52.128
13	18.558	16.861	16.496	51.915
14	18.486	16.935	16.909	52.330
15	18.639	16.961	16.563	52.163
16	18.558	16.860	16.500	51.918
17	18.548	16.943	16.623	52.114
18	18.574	16.779	16.419	51.772
19	18.693	16.775	16.456	51.924
20	18.355	16.783	16.477	51.615

No.12 BUSATO Jorge				
Laps	Sector 1	Sector 2	Sector 3	Lap Time
1	22.115	17.924	16.743	56.782
2	18.960	17.118	17.060	53.138
3	19.506	17.129	16.604	53.239
4	18.735	16.871	16.484	52.090
5	18.681	16.839	16.586	52.106
6	18.823	16.922	17.076	52.821
7	19.070	16.913	16.767	52.750
8	18.882	16.663	16.541	52.086
9	18.600	17.115	16.439	52.154
10	18.474	16.937	16.547	51.958

No.14 ALLEMAND Pierre				
Laps	Sector 1	Sector 2	Sector 3	Lap Time
1	27.868	17.877	17.596	1:03.341
2	19.013	17.460	16.913	53.386
3	18.925	17.526	17.039	53.490
4	18.843	17.556	17.482	53.881
5	18.636	17.129	16.620	52.385
6	18.682	16.952	16.595	52.229
7	18.644	16.956	16.451	52.051
8	18.507	16.877	16.512	51.896
9	18.504	16.860	16.505	51.869
10	18.461	17.236	16.479	52.176
11	18.581	17.261	16.557	52.399
12	18.490	16.910	16.486	51.886
13	18.500	16.926	16.463	51.889
14	18.837	16.870	16.835	52.542
15	18.547	16.710	16.528	51.785
16	18.335	16.889	16.334	51.558
17	18.366	16.804	16.537	51.707
18	18.449	17.089	16.531	52.069
19	18.383	16.747	16.478	51.608
20	18.314	16.822	16.404	51.540

No.15 BERVOETS Nicolas				
Laps	Sector 1	Sector 2	Sector 3	Lap Time
1	20.377	17.496	17.247	55.120

No.17 BIELATOWICZ Pascal				
Laps	Sector 1	Sector 2	Sector 3	Lap Time
1	21.069	17.313	16.965	55.347
2	19.081	17.705	17.210	53.996
3	18.937	17.099	16.711	52.747
4	18.926	17.066	16.629	52.621
5	18.791	17.156	16.871	52.818
6	18.696	16.974	17.497	53.167
7	18.922	17.353	16.744	53.019
8	19.177	16.925	16.613	52.715
9	18.689	16.874	16.557	52.120
10	18.592	16.849	16.571	52.012
11	18.511	16.887	17.102	52.500
12	18.750	16.751	16.452	51.953
13	18.461	16.696	16.477	51.634
14	18.502	16.784	16.371	51.657
15	18.378	16.697	16.485	51.560



X30-Master

Final A (FA) Lap Time Analysis

For information purposes. No official / regulatory value

Laps	Sector 1	Sector 2	Sector 3	Lap Time	Laps	Sector 1	Sector 2	Sector 3	Lap Time	Laps	Sector 1	Sector 2	Sector 3	Lap Time
16	18.738	16.736	16.606	52.080	14	18.588	16.642	16.234	51.464	3	19.708	17.441	16.922	54.071
17	18.763	17.008	16.564	52.335	15	18.415	16.563	16.359	51.337	4	18.748	16.875	17.170	52.793
18	18.660	17.026	16.515	52.201	16	18.471	16.653	16.531	51.655	5	19.216	16.985	16.701	52.902
19	18.709	16.697	16.452	51.858	17	18.389	16.580	16.391	51.360	6	18.672	17.076	17.622	53.370
20	18.443	16.783	16.720	51.946	18	18.635	16.593	16.374	51.602	7	18.779	16.836	16.610	52.225
No.18 RUSSEL James Jr					19	18.240	16.518	16.461	51.219	8	18.524	16.720	16.667	51.911
1	21.135	17.536	16.887	55.558	20	18.268	16.616	16.412	51.296	9	18.514	16.653	16.406	51.573
2	19.032	17.488	20.409	56.929	No.20 OUARET Hakim					10	18.325	16.695	16.450	51.470
3	18.743	17.143	17.044	52.930	1	24.264	17.841	16.941	59.046	11	18.279	16.612	16.296	51.187
4	19.121	16.948	16.569	52.638	2	19.268	17.399	17.533	54.200	12	18.467	16.572	16.376	51.415
5	18.624	16.946	16.545	52.115	3	19.878	17.534	17.162	54.574	13	18.295	16.590	16.286	51.171
6	18.609	16.870	17.005	52.484	4	18.897	17.606	17.883	54.386	14	18.302	16.572	16.351	51.225
7	18.939	16.804	16.602	52.345	5	19.073	17.066	16.612	52.751	15	18.343	16.547	16.205	51.095
8	18.653	17.060	17.039	52.752	6	18.717	17.123	16.787	52.627	16	18.337	16.524	16.165	51.026
9	18.577	17.505	16.499	52.581	7	18.704	17.132	16.714	52.550	17	18.175	16.815	16.259	51.249
10	18.490	16.702	16.544	51.736	8	18.845	16.941	16.671	52.457	18	18.443	16.599	16.283	51.325
11	18.459	16.772	16.471	51.702	9	18.656	17.040	16.471	52.167	19	18.222	16.508	16.254	50.984
12	18.548	16.660	16.432	51.640	10	18.700	16.816	16.452	51.968	20	18.289	16.554	16.301	51.144
13	18.617	16.802	16.334	51.753	11	18.545	16.890	16.551	51.986	No.26 MARTINEZ Hernan				
14	18.458	16.721	16.398	51.577	12	18.634	16.767	16.497	51.898	1	21.987	18.036	17.549	57.572
15	18.297	16.677	16.417	51.391	13	18.701	17.080	16.440	52.221	2	20.802	17.466	16.967	55.235
16	18.523	16.760	16.535	51.818	14	18.865	16.974	16.852	52.691	3	18.913	17.381	16.926	53.220
17	18.485	16.738	16.495	51.718	15	18.790	16.772	16.461	52.023	4	18.857	17.342	16.946	53.145
18	18.683	16.830	16.589	52.102	16	18.753	17.153	16.535	52.441	5	18.568	17.011	16.659	52.238
19	18.519	16.729	16.752	52.000	17	18.563	16.956	16.828	52.347	6	18.759	16.921	16.919	52.599
20	18.530	16.794	16.738	52.062	18	18.828	16.962	16.451	52.241	7	18.787	17.081	17.217	53.085
No.19 MATON Jérôme					19	18.573	16.803	16.476	51.852	8	18.796	17.052	16.808	52.656
1	22.916	17.386	17.103	57.405	20	18.508	16.813	16.466	51.787	9	18.694	17.178	16.849	52.721
2	19.046	17.112	17.453	53.611	No.22 CHENILLOT David					10	19.057	18.581	16.737	54.375
3	18.766	16.851	16.951	52.568	1	20.183	17.342	16.743	54.268	11	18.768	17.149	16.888	52.805
4	18.642	16.867	16.671	52.180	2	19.394	17.589	16.736	53.719	12	18.655	16.889	16.597	52.141
5	18.473	16.910	16.420	51.803	3	19.421	17.113	16.736	53.270	13	18.449	16.891	17.144	52.484
6	18.823	16.967	16.605	52.395	4	18.712	16.907	16.515	52.134	14	18.967	16.939	16.782	52.688
7	18.464	16.817	16.488	51.769	5	18.645	17.179	16.784	52.608	15	18.590	16.941	16.649	52.180
8	18.536	16.845	16.393	51.774	6	18.511	16.845	16.559	51.915	16	18.754	16.799	16.761	52.314
9	18.376	16.881	16.789	52.046	7	18.393	16.838	17.923	53.154	17	18.549	16.972	17.083	52.604
10	18.446	16.687	16.506	51.639	No.23 DUCHATEAU Nicolas					18	19.044	17.147	17.319	53.510
11	18.430	17.440	16.511	52.381	1	19.802	17.472	16.938	54.212	19	18.405	17.408	16.709	52.522
12	18.553	16.624	16.353	51.530	2	19.562	17.328	16.954	53.844	20	18.638	16.771	16.590	51.999
13	18.329	16.682	16.704	51.715										



X30-Master

Final A (FA) Lap Time Analysis

For information purposes. No official / regulatory value

Laps	Sector 1	Sector 2	Sector 3	Lap Time
No.28 MONTANDRAUD Patrick				
1	21.765	18.502	17.003	57.270
2	18.955	17.199	16.887	53.041
3	19.458	17.272	16.718	53.448
4	18.917	17.544	16.816	53.277
5	18.613	17.308	16.683	52.604
6	18.609	16.867	16.817	52.293
7	18.468	16.913	16.686	52.067
8	18.763	17.466	16.827	53.056
9	18.694	18.236	16.916	53.846
10	18.732	17.442	16.717	52.891
11	18.486	17.028	16.503	52.017
12	18.600	16.847	16.557	52.004
13	18.416	16.898	16.344	51.658
14	29.901	17.718	17.498	1:05.117
15	18.884	16.926	16.665	52.475
16	18.645	16.724	16.574	51.943
17	18.589	16.958	16.526	52.073
18	18.546	16.894	16.545	51.985
19	18.533	16.909	16.623	52.065
20	18.470	16.979	16.487	51.936

Laps	Sector 1	Sector 2	Sector 3	Lap Time
No.32 NERGUTI Florian				
1	21.674	18.073	16.861	56.608
2	18.888	17.134	16.965	52.987
3	20.297	17.407	17.762	55.466
4	19.032	16.986	16.719	52.737
5	18.707	16.932	16.539	52.178
6	18.547	16.795	16.752	52.094
7	18.566	16.780	16.461	51.807
8	18.668	17.179	16.661	52.508
9	18.713	16.843	16.457	52.013
10	18.512	16.781	16.638	51.931
11	18.444	17.297	16.694	52.435
12	18.527	16.748	16.481	51.756
13	18.568	16.634	16.538	51.740
14	18.324	16.796	16.460	51.580
15	18.314	16.656	16.404	51.374
16	18.408	16.722	16.437	51.567
17	18.648	16.878	16.501	52.027
18	19.075	16.779	16.687	52.541

Laps	Sector 1	Sector 2	Sector 3	Lap Time
19	21.130	16.745	17.095	54.970
20	18.655	16.750	16.471	51.876
No.43 RACCAMIER Thierry				
1	20.578	17.448	17.253	55.279
2	19.182	17.203	16.674	53.059
3	19.013	17.247	17.012	53.272
4	18.660	16.890	16.741	52.291
5	18.434	16.852	16.695	51.981
6	18.363	16.778	16.634	51.775
7	18.538	16.609	16.958	52.105
8	18.545	16.715	16.390	51.650
9	18.304	16.723	16.478	51.505
10	18.373	16.554	16.390	51.317
11	18.374	16.558	16.502	51.434
12	18.266	16.637	16.476	51.379
13	18.416	16.662	16.339	51.417
14	18.398	16.606	16.333	51.337
15	18.296	16.656	16.312	51.264
16	18.220	16.565	16.331	51.116
17	18.326	16.569	16.280	51.175
18	18.307	16.760	16.247	51.314
19	18.149	16.570	16.457	51.176
20	18.330	16.534	16.551	51.415

Laps	Sector 1	Sector 2	Sector 3	Lap Time
No.46 DEGOUTTE Julien				
1	20.256	17.600	17.234	55.090
2	19.593	17.451	17.038	54.082
3	18.948	17.229	16.770	52.947
4	18.739	17.039	16.771	52.549
5	18.838	17.381	16.921	53.140
6	18.685	16.974	17.608	53.267
7	18.726	16.969	16.650	52.345
8	18.537	16.932	16.748	52.217
9	18.530	16.931	16.403	51.864
10	18.603	16.915	16.564	52.082

Laps	Sector 1	Sector 2	Sector 3	Lap Time
No.49 BORZACCHIELLO Alban				
1	26.621	18.014	17.414	1:02.049
2	19.106	17.990	17.033	54.129
3	18.853	17.857	17.315	54.025
4	18.904	17.671	17.132	53.707

Laps	Sector 1	Sector 2	Sector 3	Lap Time
5	19.206	17.500	16.747	53.453
6	18.687	17.314	16.719	52.720
7	19.117	18.247	17.239	54.603
8	19.013	17.451	16.856	53.320
9	18.840	17.290	16.882	53.012
10	18.750	18.229	16.845	53.824
11	19.171	17.434	16.551	53.156
12	18.607	17.037	16.632	52.276
13	19.060	17.628	16.797	53.485
14	18.736	17.212	16.680	52.628
15	18.709	17.321	16.555	52.585
16	18.788	17.167	16.656	52.611
17	18.831	17.145	16.725	52.701
18	18.847	17.416	16.929	53.192
19	18.665	17.201	16.758	52.624
20	18.696	17.344	17.186	53.226

Laps	Sector 1	Sector 2	Sector 3	Lap Time
No.50 DONADEI Tino				
1	21.789	17.924	17.070	56.783
2	19.448	17.129	17.043	53.620
3	18.730	17.314	16.799	52.843
4	18.653	16.810	16.498	51.961
5	18.610	16.755	16.407	51.772
6	18.916	16.767	16.636	52.319
7	18.604	17.075	16.599	52.278
8	18.743	17.256	16.419	52.418
9	18.455	16.926	16.510	51.891
10	18.544	16.830	16.605	51.979
11	18.684	17.263	16.350	52.297
12	18.442	16.591	16.362	51.395
13	18.384	16.549	16.453	51.386
14	18.501	16.963	16.455	51.919
15	18.709	16.998	16.327	52.034
16	18.368	16.567	16.405	51.340
17	18.233	16.574	16.300	51.107
18	18.391	16.561	16.433	51.385
19	18.217	16.675	16.239	51.131
20	18.267	16.668	16.310	51.245

Laps	Sector 1	Sector 2	Sector 3	Lap Time
No.58 LEFEVRE Luc				
1	22.148	17.962	17.163	57.273
2	19.142	17.061	16.940	53.143





X30-Master

Final A (FA) Lap Time Analysis

For information purposes. No official / regulatory value

Laps	Sector 1	Sector 2	Sector 3	Lap Time
3	19.292	17.253	16.756	53.301
4	18.747	16.949	16.904	52.600
5	18.639	16.933	16.635	52.207
6	18.779	16.937	16.607	52.323
7	18.603	17.093	16.698	52.394
8	18.892	17.198	16.696	52.786
9	18.654	16.851	16.577	52.082
10	18.481	16.764	16.511	51.756
11	18.510	16.813	17.937	53.260
12	18.993	16.871	16.377	52.241
13	18.561	16.793	16.403	51.757
14	18.496	16.697	16.421	51.614
15	18.325	16.538	16.502	51.365
16	18.270	16.645	16.434	51.349
17	18.537	16.685	16.477	51.699
18	18.316	16.780	16.618	51.714
19	18.502	16.640	16.773	51.915
20	18.568	16.907	16.570	52.045

No.78 COLLIGNON Guy				
Laps	Sector 1	Sector 2	Sector 3	Lap Time
1	23.904	17.792	17.143	58.839
2	19.492	17.971	17.194	54.657
3	19.813	17.285	17.641	54.739
4	19.666	18.303	17.438	55.407
5	27.188	17.577	16.999	1:01.764
6	19.082	17.279	16.924	53.285
7	18.854	17.311	17.014	53.179
8	19.086	17.259	17.123	53.468
9	18.916	16.973	17.151	53.040
10	18.784	16.922	16.876	52.582
11	18.781	17.070	17.080	52.931
12	18.929	16.975	16.802	52.706
13	18.772	16.893	16.884	52.549
14	18.856	17.089	16.501	52.446
15	18.743	16.844	17.118	52.705
16	18.825	16.952	16.779	52.556
17	18.510	16.892	16.718	52.120
18	18.404	16.959	16.829	52.192
19	19.415	17.052	17.052	53.519
20	18.622	16.941	16.653	52.216

No.83 CASOLA Laurent				
Laps	Sector 1	Sector 2	Sector 3	Lap Time
1	25.274	18.058	17.328	1:00.660
2	19.524	17.446	16.862	53.832
3	19.168	17.920	17.293	54.381
4	19.018	17.397	17.410	53.825
5	20.347	17.243	16.918	54.508
6	18.952	16.983	17.049	52.984
7	19.110	17.502	17.224	53.836
8	19.005	17.419	16.989	53.413
9	18.918	17.849	16.884	53.651
10	18.681	17.236	16.778	52.695
11	19.011	17.064	16.584	52.659
12	18.677	16.878	16.470	52.025
13	18.739	16.923	16.341	52.003
14	19.101	16.853	16.756	52.710
15	18.737	16.830	16.908	52.475
16	18.755	16.942	16.498	52.195
17	18.469	16.846	16.520	51.835
18	19.578	17.031	16.472	53.081
19	18.453	16.928	16.403	51.784
20	18.423	17.163	17.152	52.738

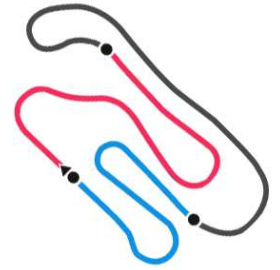
No.95 COLLINOT Cyril				
Laps	Sector 1	Sector 2	Sector 3	Lap Time
1	33.306	17.584	17.120	1:08.010
2	19.577	17.392	17.010	53.979
3	18.821	16.835	16.874	52.530
4	18.628	16.805	16.701	52.134
5	18.650	16.885	16.908	52.443
6	18.484	16.827	16.668	51.979
7	19.076	17.396	16.517	52.989
8	18.545	16.797	16.766	52.108
9	18.546	16.730	16.692	51.968
10	18.729	16.847	16.988	52.564
11	18.570	16.871	17.047	52.488
12	18.460	16.776	16.580	51.816
13	18.492	16.729	16.443	51.664
14	18.592	16.625	16.631	51.848
15	18.508	16.634	16.700	51.842
16	18.581	16.781	16.486	51.848
17	18.597	16.926	16.875	52.398
18	18.829	16.987	16.726	52.542

Laps	Sector 1	Sector 2	Sector 3	Lap Time
19	18.748	16.587	16.446	51.781
20	18.428	16.714	16.551	51.693

No.114 CHAPUIS Jean-Claude				
Laps	Sector 1	Sector 2	Sector 3	Lap Time
1	23.164	17.669	17.492	58.325
2	20.247	17.651	16.983	54.881
3	18.876	17.147	16.954	52.977
4	18.782	17.049	16.790	52.621
5	18.634	16.848	16.523	52.005
6	18.627	16.790	16.700	52.117
7	18.688	16.851	16.969	52.508
8	18.576	16.851	16.720	52.147
9	18.833	17.049	16.738	52.620
10	18.765	16.857	16.479	52.101
11	18.493	16.814	16.490	51.797
12	18.680	16.756	16.583	52.019
13	18.503	17.283	16.593	52.379
14	19.697	17.469	16.699	53.865
15	18.744	16.808	16.716	52.268
16	18.507	16.723	16.529	51.759
17	18.415	16.648	16.540	51.603
18	18.505	16.674	16.434	51.613
19	18.409	16.686	16.492	51.587
20	18.694	16.822	16.682	52.198

No.141 NERGUTI Samy				
Laps	Sector 1	Sector 2	Sector 3	Lap Time
1	21.816	17.494	16.965	56.275
2	18.805	17.130	17.754	53.689
3	18.803	16.899	16.496	52.198
4	18.452	16.705	16.760	51.917
5	19.032	17.107	16.583	52.722
6	18.672	16.890	16.633	52.195
7	18.460	16.740	16.395	51.595
8	18.378	17.062	16.352	51.792
9	18.545	16.706	16.343	51.594
10	18.458	16.656	16.390	51.504
11	18.392	16.638	16.283	51.313
12	18.389	16.664	16.387	51.440
13	18.480	16.674	16.269	51.423
14	18.433	16.692	16.489	51.614
15	18.440	16.693	16.357	51.490
16	18.370	16.616	16.308	51.294





X30-Master

Final A (FA) Lap Time Analysis

For information purposes. No official / regulatory value

Laps	Sector 1	Sector 2	Sector 3	Lap Time	Laps	Sector 1	Sector 2	Sector 3	Lap Time
17	18.256	17.250	16.341	51.847	15	18.430	16.781	16.520	51.731
18	18.409	16.717	16.538	51.664	16	18.492	16.713	16.382	51.587
19	18.283	16.529	16.407	51.219	17	18.303	16.605	16.282	51.190
20	18.267	16.541	16.246	51.054	18	18.328	16.560	16.423	51.311
No.142 ENGELI Markus					19	18.295	16.647	16.346	51.288
1	22.562	17.643	17.066	57.271	20	18.352	16.600	16.303	51.255
2	19.505	17.966	17.105	54.576					
3	19.138	17.379	17.820	54.337					
4	19.169	16.989	16.783	52.941					
5	18.576	17.372	16.606	52.554					
6	18.547	17.033	16.478	52.058					
7	18.443	16.941	16.532	51.916					
8	18.572	17.027	16.763	52.362					
9	18.642	17.236	16.516	52.394					
10	19.242	17.446	16.670	53.358					
11	18.658	17.942	16.606	53.206					
12	18.632	16.950	16.391	51.973					
13	18.532	17.425	17.059	53.016					
14	19.006	17.297	17.393	53.696					
15	18.604	16.783	16.814	52.201					
16	18.881	17.001	16.496	52.378					
17	18.481	17.167	16.605	52.253					
18	19.271	16.977	16.997	53.245					
19	18.486	17.218	16.708	52.412					
20	18.691	16.973	16.622	52.286					

No.193 MARTINAND Nicolas				
1	37.607	17.387	16.743	1:11.737
2	18.841	17.004	16.655	52.500
3	18.744	16.904	16.516	52.164
4	18.611	16.810	16.446	51.867
5	18.584	16.834	16.483	51.901
6	18.702	16.826	16.500	52.028
7	18.657	17.484	16.958	53.099
8	18.793	16.782	16.399	51.974
9	18.447	16.784	16.421	51.652
10	18.548	16.680	16.565	51.793
11	18.500	16.735	16.485	51.720
12	18.447	16.822	16.433	51.702
13	18.416	16.677	16.324	51.417
14	18.537	16.981	16.877	52.395



20	OUARET Hakim ? / X30 / Komet		17	142	ENGELI Markus Zanardi / X30 / Komet	
2	YANAGIDA Katsuhida Super Winforce / X30 / Komet		16	10	FOSTER Kip DR / X30 / Komet	
21	NIENKOTTER Leonardo LH / X30 / Komet		15	83	CASOLA Laurent Tony-Kart / X30 / Komet	
4	MICHELSÉN Guty CRG / X30 / Komet		14	6	COGNÉT Steve ? / X30 / Komet	
50	DONADEI Tino Top-Kart / X30 / Komet		13	19	MATON Jérôme ? / X30 / Komet	
5	FEIJOO Alberto Gillard / X30 / Komet		12	49	BORZACCHIELLO Alban Tony-Kart / X30 / Komet	
11	BARRIOS Mario Gillard / X30 / Komet		11	78	COLLIGNON Guy DR / X30 / Komet	
58	LEFEVRE Luc Kosmic / X30 / Komet		10	9	SIMONAGGIO Christophe Kosmic / X30 / Komet	
26	MARTINEZ Hernan Zanardi / X30 / Komet		9	114	CHAPUIS Jean-Claude Kosmic / X30 / Komet	
95	COLLINOT Cyril FA / X30 / Komet		8	32	NERGUTI Florian Tony-Kart / X30 / Komet	
14	ALLEMAND Pierre PCR / X30 / Komet		7	8	RUFFA Christian Maranello / X30 / Komet	
193	MARTINAND Nicolas Intrepid / X30 / Komet		6	28	MONTANDRAUD Patrick CRG / X30 / Komet	
141	NERGUTI Samy Kosmic / X30 / Komet		5	12	BUSATO Jorge Gillard / X30 / Komet	
17	BIELATOWICZ Pascal Exceed / X30 / Komet		4	18	RUSSEL James Jr Parolin / X30 / Komet	
43	RACCAMIER Thierry Kosmic / X30 / Komet		3	15	BERVOETS Nicolas Kosmic / X30 / Komet	
46	DEGOUTTE Julien CRG / X30 / Komet		2	1	BLIN Frédéric Kosmic / X30 / Komet	
23	DUCHATEAU Nicolas Alpha / X30 / Komet		1	22	CHENILLOT David FA / X30 / Komet	

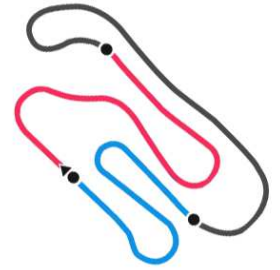
POLE POSITION



Start : 20/10 - 16:30 20 Laps = 25,000 Km

2013 IAME International Final (FRA) 18-20/10/2013

Timing by Apex Timing



X30-Master

Final B (FB) Results

Document 26.1 OFFICIAL

Subject to scrutineering & sporting investigations

Rnk	No.	Entrant	Driver	Nat	Equipment	Laps	Gap	Interv.	Best Lap	[QP-QH-PFB]
1	=	Schaaphok	SCHAAPHOK Wilco		Maddox / X30 / Komet	18			58.258	[31-35-1]
2	▲1	Racing Cars Compétition	PASTOR Jean-Yves		Kosmic / X30 / Komet	18	5.590	5.590	59.225	[36-37-3]
3	▲1	PDB Racing Team	OLIVARES Marco		Gillard / X30 / Komet	18	7.625	2.035	58.990	[41-47-4]
4	▲6	Viberti Philippe	VIBERTI Philippe		Maranello / X30 / Komet	18	18.815	11.190	59.340	[40-40-10]
5	▼3	PDB Racing Team	SVAGELJ Roberto		Gillard / X30 / Komet	18	20.198	1.383	58.685	[30-38-2]
6	▲2	TK Racing	BARCELONA Antonello		? / X30 / Komet	18	27.228	7.030	1:00.068	[43-43-8]
7	▼2	Praga Kart Racing	FISHER Kurt		Praga / X30 / Komet	18	27.768	0.540	59.671	[44-44-5]
8	▲1	Motor's	GONDARD Gaetan		Tony-Kart / X30 / Komet	18	27.946	0.178	59.738	[34-41-9]
9	▼3	Praga Kart Racing	HYDE Ronnie		Praga / X30 / Komet	18	39.975	12.029	59.757	[E-39-6]
10	▼3	Panisset Jean-Claude	PANISSET Jean-Claude		Praga / X30 / Komet	8	10 Laps	10 Laps	1:02.048	[45-42-7]
Not Classified										
	33	Eurokarting	BUZOLLO Fernando		LH / X30 / Komet		DNS			[32-45-11]

Leaders : No.36 SCHAAPHOK Wilco (1-18)

Start Time : 20/10 - 15:29:22

Best Lap : No.36 SCHAAPHOK Wilco 58.258 77,24 Kph

Weather : Slightly cloudy Air : 16°C Track : Drying

Event Record : No.23 DUCHATEAU Nicolas 50.379 89,32 Kph

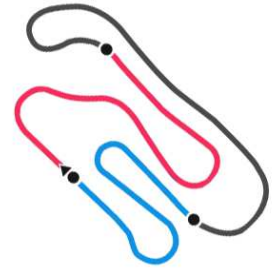
2013 Iame International Final (FRA) 18-20/10/2013

Page 1 / 1

Timing by Apex Timing

Apex Timing





X30-Master

Final B (FB)

Lap Chart

For information purposes. No official / regulatory value

	1	2	3	4	5	6	7	8	9	10	11
Grid	36	82	16	31	241	65	61	3	42	7	33
Start	82	36	16	31	241	65	3	61	7	42	
Lap 1 Interval	36	82 0.4	31 0.4	3 1.2	16 0.9	42 0.1	65 0.6	7 0.3	241 1.4	61 31.4	
Lap 2	36	31 1.2	3 1.8	16 0.2	42 0.5	7 0.8	241 2.1	82 1.0	65 3.2	61 28.3	
Lap 3	36	31 1.1	16 1.8	3 0.5	42 1.1	7 0.2	241 2.4	82 0.5	65 4.9	61 28.9	
Lap 4	36	31 1.2	16 1.0	3 1.9	7 0.7	42 1.0	241 1.5	82 0.2	65 6.9	61 28.8	
Lap 5	36	31 1.3	16 0.6	3 2.6	7 0.7	42 2.1	82 0.4	241 0.7	65 7.8	61 29.6	
Lap 6	36	31 1.8	16 0.4	3 3.2	7 0.4	82 2.5	42 0.6	241 1.1	65 8.2	61 30.3	
Lap 7	36	16 2.1	31 0.6	3 4.2	7 1.7	82 0.6	42 1.1	241 1.1	65 9.4	61 29.5	
Lap 8	36	16 1.6	31 0.7	3 5.0	82 0.8	7 0.3	42 2.6	241 0.8	65 10.7	61 29.0	
Lap 9	36	16 1.9	31 1.2	82 6.9	7 0.8	42 2.3	241 0.6	3 1.1	65 10.1		
Lap 10	36	16 2.1	31 1.4	7 7.5	42 4.3	3 0.6	82 0.1	241 0.4	65 11.0		
Lap 11	36	16 2.0	31 1.7	7 8.2	3 5.5	82 0.3	241 0.4	42 0.2	65 11.2		
Lap 12	36	16 2.3	31 2.0	7 8.4	82 4.9	3 1.0	241 0.5	42 0.9	65 11.1		
Lap 13	36	16 2.7	31 1.8	7 9.2	82 3.9	3 2.1	241 0.9	42 0.6	65 11.7		
Lap 14	36	16 3.0	31 1.7	7 9.6	82 3.5	3 2.9	241 0.7	42 1.0	65 11.4		
Lap 15	36	16 3.6	31 1.9	7 10.2	82 2.7	3 3.7	241 0.4	42 1.4	65 11.2		
Lap 16	36	16 3.6	31 1.6	7 11.1	82 1.6	241 5.5	3 0.3	42 1.0	65 11.1		
Lap 17	36	16 4.3	31 1.5	7 11.8	82 0.8	241 6.0	3 0.7	42 0.7	65 11.6		





X30-Master

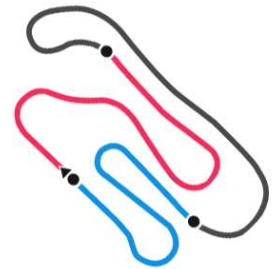
Final B (FB)

Lap Chart

For information purposes. No official / regulatory value

Lap 18	36	16 5.5	31 2.0	7 11.1	82 1.3	3 7.0	241 0.5	42 0.1	65 12.0
--------	----	-----------	-----------	-----------	-----------	----------	------------	-----------	------------





X30-Master

Final B (FB) Lap Time Analysis

For information purposes. No official / regulatory value

Laps	Sector 1	Sector 2	Sector 3	Lap Time	Laps	Sector 1	Sector 2	Sector 3	Lap Time	Laps	Sector 1	Sector 2	Sector 3	Lap Time
No.3 BARCELLONA Antonello					No.16 PASTOR Jean-Yves					No.36 SCHAAPHOK Wilco				
1	23.289	21.351	19.077	1:03.717	1	22.512	22.755	19.853	1:05.120	1	22.243	20.987	18.854	1:02.084
2	22.347	20.983	18.852	1:02.182	2	21.846	20.676	19.003	1:01.525	2	21.860	20.658	18.776	1:01.294
3	22.268	20.729	18.831	1:01.828	3	21.802	20.459	18.719	1:00.980	3	21.948	20.588	18.845	1:01.381
4	22.356	20.807	18.688	1:01.851	4	21.569	20.373	18.562	1:00.504	4	21.867	20.419	18.873	1:01.159
5	22.063	20.565	18.692	1:01.320	5	21.631	20.312	18.598	1:00.541	5	21.575	20.354	18.929	1:00.858
6	21.843	20.653	18.651	1:01.147	6	21.412	20.608	18.558	1:00.578	6	21.634	20.341	18.279	1:00.254
7	22.051	21.033	18.536	1:01.620	7	21.402	20.227	18.408	1:00.037	7	21.475	20.300	18.386	1:00.161
8	22.017	20.570	18.603	1:01.190	8	21.519	20.318	18.382	1:00.219	8	21.713	20.346	18.641	1:00.700
9	21.884	21.383	23.998	1:07.265	9	21.563	20.030	18.295	59.888	9	21.424	20.058	18.139	59.621
10	21.742	20.421	18.553	1:00.716	10	21.561	20.053	18.356	59.970	10	21.282	19.952	18.579	59.813
11	21.728	20.823	18.602	1:01.153	11	21.393	19.929	18.206	59.528	11	21.307	20.135	18.164	59.606
12	21.839	20.518	18.389	1:00.746	12	21.412	19.994	18.370	59.776	12	21.181	19.979	18.261	59.421
13	21.735	19.908	18.723	1:00.366	13	21.568	19.886	18.334	59.788	13	21.189	19.914	18.321	59.424
14	21.566	20.007	18.673	1:00.246	14	21.446	19.747	18.361	59.554	14	21.229	19.608	18.441	59.278
15	22.021	19.864	18.579	1:00.464	15	21.378	19.668	18.462	59.508	15	21.254	19.572	18.086	58.912
16	21.727	20.217	18.808	1:00.752	16	21.350	19.582	18.374	59.306	16	21.363	19.552	18.382	59.297
17	21.647	19.839	18.626	1:00.112	17	21.271	19.519	18.435	59.225	17	20.856	19.394	18.294	58.544
18	21.236	20.073	18.759	1:00.068	18	21.311	19.549	18.665	59.525	18	20.743	19.197	18.318	58.258
No.7 VIBERTI Philippe					No.31 OLIVARES Marco					No.42 GONDARD Gaetan				
1	23.747	21.339	20.505	1:05.591	1	22.739	20.870	19.258	1:02.867	1	24.072	21.233	19.251	1:04.556
2	21.941	20.919	18.922	1:01.782	2	22.117	20.580	18.854	1:01.551	2	22.295	20.709	18.953	1:01.957
3	21.971	20.680	18.889	1:01.540	3	21.816	20.673	18.790	1:01.279	3	22.469	20.640	19.006	1:02.115
4	22.008	20.546	18.696	1:01.250	4	22.071	20.342	18.848	1:01.261	4	22.659	20.748	19.171	1:02.578
5	21.966	20.499	18.780	1:01.245	5	21.807	20.560	18.618	1:00.985	5	22.518	20.636	19.123	1:02.277
6	21.782	20.493	18.638	1:00.913	6	21.712	20.243	18.833	1:00.788	6	22.523	20.680	18.768	1:01.971
7	21.756	20.657	20.488	1:02.901	7	22.042	20.241	18.814	1:01.097	7	22.066	20.582	18.826	1:01.474
8	21.997	20.346	18.329	1:00.672	8	21.713	20.084	18.512	1:00.309	8	22.119	20.589	18.845	1:01.553
9	21.834	20.498	19.436	1:01.768	9	21.765	20.009	18.590	1:00.364	9	21.865	20.663	18.976	1:01.504
10	21.452	20.252	18.301	1:00.005	10	21.528	20.014	18.634	1:00.176	10	22.206	20.615	19.123	1:01.944
11	21.880	20.223	18.480	1:00.583	11	21.476	20.115	18.298	59.889	11	22.457	21.256	19.180	1:02.893
12	21.704	20.080	18.498	1:00.282	12	21.684	19.882	18.512	1:00.078	12	22.175	20.409	18.642	1:01.226
13	21.932	19.758	18.615	1:00.305	13	21.383	19.734	18.441	59.558	13	21.817	20.060	18.589	1:00.466
14	21.575	19.849	18.427	59.851	14	21.423	19.640	18.359	59.422	14	21.852	19.933	18.647	1:00.432
15	21.500	20.141	18.709	1:00.350	15	21.679	19.696	18.346	59.721	15	22.004	19.949	18.647	1:00.600
16	21.418	19.925	18.500	59.843	16	21.088	19.533	18.369	58.990	16	21.547	19.750	18.556	59.853
17	21.424	19.782	18.702	59.908	17	21.276	19.470	18.427	59.173	17	21.518	19.631	18.589	59.738
18	21.026	19.663	18.651	59.340	18	21.724	19.606	18.672	1:00.002	18	21.423	19.617	19.039	1:00.079

X30-Master

Final B (FB) Lap Time Analysis

For information purposes. No official / regulatory value

Laps	Sector 1	Sector 2	Sector 3	Lap Time
No.61 PANISSET Jean-Claude				
1	24.236	51.510	22.841	1:38.587
2	22.743	21.209	19.584	1:03.536
3	22.382	21.167	20.049	1:03.598
4	22.539	20.915	19.793	1:03.247
5	22.590	21.147	19.516	1:03.253
6	22.662	20.854	19.426	1:02.942
7	22.445	20.597	19.006	1:02.048
8	22.499	20.574	19.013	1:02.086

Laps	Sector 1	Sector 2	Sector 3	Lap Time
No.65 HYDE Ronnie				
1	23.773	21.396	20.402	1:05.571
2	22.705	26.262	19.589	1:08.556
3	22.944	20.859	19.176	1:02.979
4	23.215	20.962	19.132	1:03.309
5	22.546	21.125	18.845	1:02.516
6	22.393	20.921	18.912	1:02.226
7	22.670	20.952	19.217	1:02.839
8	22.461	20.877	19.195	1:02.533
9	22.402	20.579	18.947	1:01.928
10	22.512	20.746	18.991	1:02.249
11	22.506	20.644	18.571	1:01.721
12	22.008	20.319	18.826	1:01.153
13	22.261	20.129	18.680	1:01.070
14	21.571	19.889	18.646	1:00.106
15	21.878	19.710	18.799	1:00.387
16	21.639	19.508	18.610	59.757
17	21.831	19.724	18.681	1:00.236
18	22.098	19.663	18.732	1:00.493

Laps	Sector 1	Sector 2	Sector 3	Lap Time
No.82 SVAGELJ Roberto				
1	22.230	21.492	18.959	1:02.681
2	21.537	28.728	18.500	1:08.765
3	22.497	20.521	18.271	1:01.289
4	22.040	20.443	18.740	1:01.223
5	21.826	20.521	18.578	1:00.925
6	21.825	20.467	18.558	1:00.850
7	21.737	20.427	18.811	1:00.975
8	21.171	20.291	18.255	59.717
9	21.976	20.070	19.247	1:01.293
10	26.504	20.368	19.079	1:05.951

Laps	Sector 1	Sector 2	Sector 3	Lap Time
11	21.930	20.550	18.884	1:01.364
12	21.289	19.873	18.192	59.354
13	21.303	19.786	18.173	59.262
14	21.397	19.555	18.506	59.458
15	20.995	19.511	19.084	59.590
16	21.263	19.315	18.107	58.685
17	21.526	19.245	18.364	59.135
18	21.511	19.692	18.668	59.871

Laps	Sector 1	Sector 2	Sector 3	Lap Time
No.241 FISHER Kurt				
1	23.204	21.258	23.091	1:07.553
2	22.506	21.083	18.892	1:02.481
3	22.349	20.458	18.985	1:01.792
4	22.170	20.543	18.740	1:01.453
5	22.382	20.810	18.720	1:01.912
6	22.225	20.767	18.902	1:01.894
7	22.166	20.562	18.828	1:01.556
8	21.924	20.477	18.829	1:01.230
9	21.999	20.501	18.829	1:01.329
10	21.967	21.629	18.955	1:02.551
11	21.971	20.663	18.671	1:01.305
12	21.727	20.185	18.607	1:00.519
13	21.985	20.151	18.650	1:00.786
14	21.562	19.954	18.538	1:00.054
15	21.604	19.834	18.728	1:00.166
16	21.468	19.723	18.742	59.933
17	21.538	19.496	18.637	59.671
18	21.531	20.736	19.108	1:01.375

X30-Master


Final B (FB) Starting Grid

Document 23

Subject to scrutineering & sporting investigations

33	BUZOLLO Fernando LH / X30 / Komet		6		
42	GONDARD Gaetan Tony-Kart / X30 / Komet		5	7	VIBERTI Philippe Maranello / X30 / Komet
61	PANISSET Jean-Claude Praga / X30 / Komet		4	3	BARCELLONA Antonello ? / X30 / Komet
241	FISHER Kurt Praga / X30 / Komet		3	65	HYDE Ronnie Praga / X30 / Komet
16	PASTOR Jean-Yves Kosmic / X30 / Komet		2	31	OLIVARES Marco Gillard / X30 / Komet
36	SCHAAPHOK Wilco Maddox / X30 / Komet		1	82	SVAGELJ Roberto Gillard / X30 / Komet

POLE POSITION



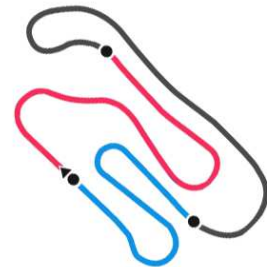
Start : 20/10 - 14:55 18 Laps = 22,500 Km

2013 Iame International Final (FRA) 18-20/10/2013

Timing by Apex Timing

Page 1 / 1

Apex Timing



X30-Master

Prefinal A (PFA) Results

Document 24.1 OFFICIAL

Subject to scrutineering & sporting investigations

Rnk	No.	Entrant	Driver	Nat	Equipment	Laps	Gap	Interv.	Best Lap
1	=	23 Alpha Karting	DUCHATEAU Nicolas	FRA	Alpha / X30 / Komet	15			1:01.986
2	=	22 Chenillot	CHENILLOT David	FRA	FA / X30 / Komet	15	1.917	1.917	1:01.859
3	▲1	46 OKS	DEGOUTTE Julien	FRA	CRG / X30 / Komet	15	3.826	1.909	1:02.104
4	▲20	1 Blin Frédéric	BLIN Frédéric	FRA	Kosmic / X30 / Komet	15	4.627	0.801	1:01.605
5	=	43 Raccamier	RACCAMIER Thierry	FRA	Kosmic / X30 / Komet	15	11.358	6.731	1:02.194
6	▲1	15 VDK Racing	BERVOETS Nicolas	BEL	Kosmic / X30 / Komet	15	13.959	2.601	1:02.453
7	▲1	17 Exceed	BIELATOWICZ Pascal	FRA	Exceed / X30 / Komet	15	14.120	0.161	1:02.641
8	▲4	18 Russell James Jr	RUSSEL James Jr	USA	Parolin / X30 / Komet	15	18.251	4.131	1:02.706
9	▲4	141 Nerguti Samy	NERGUTI Samy	FRA	Kosmic / X30 / Komet	15	19.388	1.137	1:01.942
10	▼1	12 CKS Kart Racing	BUSATO Jorge	HKG	Gillard / X30 / Komet	15	20.145	0.757	1:01.896
11	=	193 Martinand Nicolas	MARTINAND Nicolas	FRA	Intrepid / X30 / Komet	15	20.723	0.578	1:02.350
12	▲3	28 Montandraud	MONTANDRAUD Patrick	FRA	CRG / X30 / Komet	15	24.435	3.712	1:03.124
13	▲1	14 Allemand Pierre	ALLEMAND Pierre	FRA	PCR / X30 / Komet	15	24.983	0.548	1:02.488
14	▲3	8 Ruffa Christian	RUFFA Christian	FRA	Maranello / X30 / Komet	15	27.863	2.880	1:03.017
15	▼5	95 Collinot Cyril	COLLINOT Cyril	FRA	FA / X30 / Komet	15	30.099	2.236	1:03.530
16	▲6	32 Nerguti Florian	NERGUTI Florian	FRA	Tony-Kart / X30 / Komet	15	36.871	6.772	1:02.673
17	▲15	26 Campi Lucero Pamela	MARTINEZ Hernan	CHI	Zanardi / X30 / Komet	15	41.194	4.323	1:03.323
18	▲2	114 Chapuis	CHAPUIS Jean-Claude	FRA	Kosmic / X30 / Komet	15	42.873	1.679	1:02.607
19	▼1	58 RSD Karting	LEFEVRE Luc	BEL	Kosmic / X30 / Komet	15	51.945	9.072	1:04.076
20	▲1	9 RSD Karting	SIMONAGGIO Christophe	FRA	Kosmic / X30 / Komet	15	52.506	0.561	1:04.468
21	▲7	11 PDB Racing Team	BARRIOS Mario	PER	Gillard / X30 / Komet	15	53.227	0.721	1:04.299
22	▲11	78 Collignon Guy	COLLIGNON Guy	FRA	DR / X30 / Komet	15	55.921	2.694	1:04.447
23	▲8	5 PDB Racing Team	FEIJOO Alberto	PER	Gillard / X30 / Komet	15	56.163	0.242	1:03.455
24	▲5	49 X30 Master	BORZACCHIELLO Alban	FRA	Tony-Kart / X30 / Komet	15	59.148	2.985	1:04.714
25	▼2	50 Donadei Tino	DONADEI Tino	ITA	Top-Kart / X30 / Komet	14	1 Lap	1 Lap	1:04.099
26	▼23	19 RSD Karting	MATON Jérôme	BEL	? / X30 / Komet	14	1 Lap	33.276	1:02.548
27	▼1	4 Savani Competition	MICHELSSEN Guty	PER	CRG / X30 / Komet	13	2 Laps	1 Lap	1:04.613
28	▲2	6 X30 Gentleman	COGNET Steve	FRA	? / X30 / Komet	11	4 Laps	2 Laps	1:05.215
29	▼13	21 Nienkotter	NIENKOTTER Leonardo	BRA	LH / X30 / Komet	11	4 Laps	1.047	1:05.213
30	▲4	83 X30 Master	CASOLA Laurent	FRA	Tony-Kart / X30 / Komet	5	10 Laps	6 Laps	1:06.642
31	▼4	2 Super Winforce RT	YANAGIDA Katsuhida	JPN	Super Winforce / X30 / Komet	5	10 Laps	2.954	1:05.193
32	▼26	10 Kart Force	FOSTER Kip	AUS	DR / X30 / Komet	0	15 Laps	5 Laps	
33	▼14	20 Ait-Ouaret	OUARET Hakim	FRA	? / X30 / Komet	0	15 Laps	0.000	
34	▼9	142 IM-Racing Motorsport	ENGELI Markus	CHE	Zanardi / X30 / Komet	0	15 Laps	0.000	

Leaders : No.23 DUCHATEAU Nicolas (1-15)

Start Time : 20/10 - 12:28:36

Best Lap : No.1 BLIN Frédéric 1:01.605 73,04 Kph

Weather : Rainy Air : 16°C Track : Wet

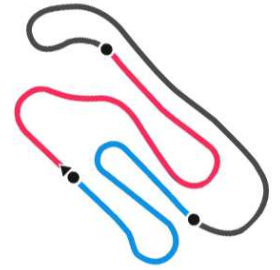
Event Record : No.23 DUCHATEAU Nicolas 50.379 89,32 Kph

2013 Iame International Final (FRA) 18-20/10/2013

Timing by Apex Timing

Apex Timing





X30-Master

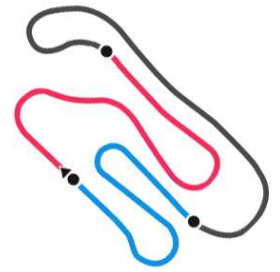
Prefinal A (PFA)

Lap Chart

For information purposes. No official / regulatory value

	1	2	3	4	5	6	7	8	9	10	11	12	13	14	15	16	17	18	19	20	21	22	23	24	25	26	27	28	29	30	31	32	33	34
Grid	23	22	19	46	43	10	15	17	12	95	193	18	141	14	28	21	8	58	20	114	9	32	50	1	142	4	2	11	49	6	5	26	78	83
Start	23	22	46	17	19	43	15	12	21	95	193	18	141	14	58	28	114	32	8	9	50	1	4	11	49	5	2	6	26	78	83			
Lap 1 Interval	23	22	46	17	43	18	15	19	28	12	95	141	193	1	14	4	11	49	8	50	78	9	5	26	32	114	6	83	21	58	2			
Lap 2	23	22	46	17	43	18	15	28	19	95	1	12	141	193	14	4	8	50	11	49	78	9	5	32	26	114	6	58	21	83	2			
Lap 3	23	22	46	17	43	18	15	28	1	19	141	95	12	193	14	8	4	50	11	49	78	32	9	5	26	114	6	58	21	83	2			
Lap 4	23	22	46	17	43	18	15	1	28	141	19	12	95	193	14	8	50	11	49	78	32	9	26	5	4	114	58	6	21	83	2			
Lap 5	23	22	46	17	43	18	15	1	28	141	19	12	95	193	14	8	11	32	49	26	78	9	114	4	5	58	6	21	50	83	2			
Lap 6	23	22	46	17	43	18	1	15	141	28	19	95	193	8	14	12	32	26	11	9	49	114	78	4	5	58	6	21	50					
Lap 7	23	22	46	17	43	18	1	15	141	28	19	193	95	8	14	12	32	26	11	9	114	49	4	78	58	5	6	50	21					
Lap 8	23	22	46	17	1	43	15	18	141	28	19	193	8	95	14	12	32	26	9	114	11	58	49	4	78	5	50	6	21					
Lap 9	23	22	46	1	17	43	15	18	141	28	19	193	8	95	12	14	32	26	9	114	11	58	4	78	49	5	50	6	21					
Lap 10	23	22	46	1	17	43	15	141	18	19	28	193	12	8	95	14	32	26	114	9	11	58	4	78	49	5	50	6	21					
Lap 11	23	22	46	1	17	43	15	141	18	19	28	193	12	8	14	95	32	26	114	9	11	58	78	50	49	5	6	21	4					
Lap 12	23	22	46	1	17	43	15	141	18	19	193	28	12	14	8	95	32	26	114	9	11	58	78	5	49	50	4							
Lap 13	23	22	46	1	43	17	15	141	18	19	193	12	28	14	8	95	32	26	114	9	11	58	78	5	49	50	4							
Lap 14	23	22	46	1	43	17	15	18	141	193	12	28	14	8	95	32	26	114	9	11	58	78	5	49	50	19								
Lap 15	23	22	46	1	43	15	17	18	141	12	193	28	14	8	95	32	26	114	58	9	11	78	5	49										





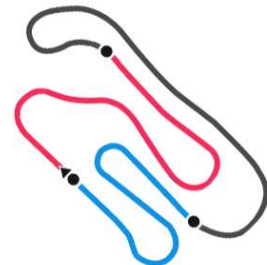
X30-Master

Prefinal A (PFA) Lap Time Analysis

For information purposes. No official / regulatory value

Laps	Sector 1	Sector 2	Sector 3	Lap Time	Laps	Sector 1	Sector 2	Sector 3	Lap Time	Laps	Sector 1	Sector 2	Sector 3	Lap Time
No.1 BLIN Frédéric														
1	25.770	22.439	20.193	1:08.402	3	23.723	21.492	20.496	1:05.711	15	22.405	20.848	19.947	1:03.200
2	22.515	20.964	19.743	1:03.222	4	24.440	21.709	20.773	1:06.922	No.9 SIMONAGGIO Christophe				
3	22.154	20.722	19.558	1:02.434	5	23.276	21.641	21.372	1:06.289	1	26.783	26.210	20.945	1:13.938
4	22.148	20.843	19.743	1:02.734	6	23.600	21.582	20.506	1:05.688	2	23.738	21.414	20.838	1:05.990
5	21.866	20.561	19.670	1:02.097	7	23.941	21.465	20.520	1:05.926	3	23.417	21.598	20.762	1:05.777
6	22.223	20.536	19.655	1:02.414	8	23.429	21.270	20.732	1:05.431	4	24.508	21.359	20.604	1:06.471
7	21.907	20.634	19.372	1:01.913	9	23.698	21.640	20.457	1:05.795	5	23.463	21.628	20.296	1:05.387
8	21.996	20.617	19.600	1:02.213	10	23.219	21.318	20.208	1:04.745	6	23.555	21.627	20.438	1:05.620
9	21.738	20.451	19.472	1:01.661	11	23.718	21.304	20.333	1:05.355	7	23.104	21.192	20.358	1:04.654
10	22.025	20.429	19.550	1:02.004	12	23.961	21.212	19.867	1:05.040	8	23.084	21.318	20.066	1:04.468
11	22.067	20.664	19.481	1:02.212	13	22.418	21.187	19.850	1:03.455	9	23.093	21.221	20.243	1:04.557
12	21.886	20.394	19.542	1:01.822	14	22.723	21.573	20.250	1:04.546	10	22.892	21.302	20.570	1:04.764
13	21.835	20.444	19.426	1:01.705	15	22.781	21.542	20.430	1:04.753	11	23.029	21.459	20.499	1:04.987
14	21.762	20.395	19.448	1:01.605	No.6 COGNET Steve									
15	21.648	20.658	19.611	1:01.917	1	26.865	25.155	22.014	1:14.034	12	23.456	21.434	20.215	1:05.105
No.2 YANAGIDA Katsuhida														
1	25.455	57.114	20.432	1:43.001	2	24.244	22.000	20.616	1:06.860	13	23.094	21.150	20.232	1:04.476
2	23.238	21.679	20.762	1:05.679	3	24.696	21.467	20.312	1:06.475	14	23.278	21.457	20.218	1:04.953
3	23.302	21.398	20.604	1:05.304	4	23.711	21.673	21.097	1:06.481	15	23.293	21.487	20.681	1:05.461
4	23.165	21.537	20.594	1:05.296	5	23.638	21.921	20.847	1:06.406	No.11 BARRIOS Mario				
5	22.905	21.764	20.524	1:05.193	6	23.318	21.239	20.658	1:05.215	1	26.119	23.227	20.624	1:09.970
No.4 MICHELSEN Guty														
1	25.956	22.641	20.545	1:09.142	7	23.666	21.588	20.521	1:05.775	2	23.571	22.472	21.003	1:07.046
2	23.532	21.612	20.331	1:05.475	8	23.305	21.868	20.946	1:06.119	3	23.459	21.692	20.749	1:05.900
3	23.351	21.215	20.727	1:05.293	9	23.670	21.799	20.356	1:05.825	4	23.670	21.643	20.370	1:05.683
4	31.227	21.256	20.666	1:13.149	10	23.537	21.397	20.324	1:05.258	5	23.629	21.793	20.367	1:05.789
5	23.231	21.259	21.040	1:05.530	11	23.491	21.290	20.666	1:05.447	6	24.267	22.248	20.908	1:07.423
6	23.315	21.145	20.961	1:05.421	No.8 RUFFA Christian									
7	23.340	21.051	20.652	1:05.043	1	25.857	26.250	20.080	1:12.187	7	22.791	21.430	20.165	1:04.386
8	22.987	21.368	21.408	1:05.763	2	22.885	21.399	19.897	1:04.181	8	22.736	21.306	22.063	1:06.105
9	23.568	21.402	20.292	1:05.262	3	22.880	21.117	20.014	1:04.011	9	23.014	21.669	20.215	1:04.898
10	22.922	21.132	20.559	1:04.613	4	22.718	21.153	20.113	1:03.984	10	22.845	21.406	20.222	1:04.473
11	30.497	21.251	20.648	1:12.396	5	22.669	20.777	19.571	1:03.017	11	22.712	21.368	20.219	1:04.299
12	25.502	24.176	20.212	1:09.890	6	22.350	20.914	20.067	1:03.331	12	23.224	21.662	20.439	1:05.325
13	23.131	21.812	20.638	1:05.581	7	22.579	20.853	19.766	1:03.198	13	22.944	21.534	20.025	1:04.503
No.5 FEIJOO Alberto														
1	27.179	24.360	21.099	1:12.638	8	22.425	20.747	19.938	1:03.110	14	23.039	21.358	20.365	1:04.762
2	23.764	21.651	20.629	1:06.044	9	22.644	21.313	19.746	1:03.703	15	23.899	21.357	20.401	1:05.657
No.12 BUSATO Jorge														
1	24.961	21.606	20.841	1:07.408	10	22.395	21.060	20.266	1:03.721	1	24.961	21.606	20.841	1:07.408
2	23.091	21.304	21.819	1:06.214	11	22.549	20.986	19.716	1:03.251	2	23.091	21.304	21.819	1:06.214
3	22.937	20.944	19.978	1:03.859	12	22.550	21.347	20.356	1:04.253	3	22.937	20.944	19.978	1:03.859
4	22.822	20.965	20.108	1:03.895	13	22.675	21.012	19.911	1:03.598	4	22.822	20.965	20.108	1:03.895
5	22.660	20.799	19.924	1:03.383	14	22.440	21.049	19.894	1:03.383	5	22.660	20.799	19.924	1:03.383





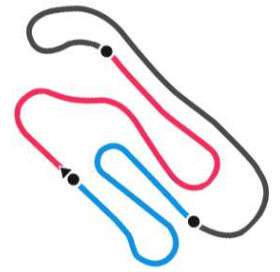
X30-Master

Prefinal A (PFA) Lap Time Analysis

For information purposes. No official / regulatory value

Laps	Sector 1	Sector 2	Sector 3	Lap Time	Laps	Sector 1	Sector 2	Sector 3	Lap Time	Laps	Sector 1	Sector 2	Sector 3	Lap Time
6	29.376	20.989	19.247	1:09.612	14	22.415	20.712	19.820	1:02.947	5	22.811			1:03.680
7	22.017	20.617	19.354	1:01.988	15	22.544	20.612	19.689	1:02.845	6	23.619	20.893	19.851	1:04.363
8	22.662	20.640	19.997	1:03.299	No.17 BIELATOWICZ Pascal					7	22.603	20.720	19.739	1:03.062
9	22.269	20.893	19.550	1:02.712	1	23.339	22.066	20.072	1:05.477	8	22.381	20.722	19.595	1:02.698
10	22.273	20.708	19.669	1:02.650	2	22.111	20.859	19.873	1:02.843	9	22.284	20.610	19.654	1:02.548
11	22.116	20.655	19.196	1:01.967	3	22.557	20.568	19.686	1:02.811	10	22.618	20.938	19.913	1:03.469
12	22.024	20.666	19.635	1:02.325	4	22.442	20.750	20.021	1:03.213	11	22.632	20.661	19.736	1:03.029
13	22.419	20.580	19.279	1:02.278	5	22.420	20.744	20.146	1:03.310	12	22.300	20.720	19.769	1:02.789
14	21.967	20.745	19.257	1:01.969	6	22.730	20.506	19.853	1:03.089	13	22.378	20.719	19.649	1:02.746
15	22.230	20.451	19.215	1:01.896	7	22.580	20.584	19.740	1:02.904	14	22.440	20.793	1:34.037	2:17.270
No.14 ALLEMAND Pierre					8	22.755	20.608	20.015	1:03.378	No.21 NIENKOTTER Leonardo				
1	26.787	23.098	20.294	1:10.179	9	22.871	20.579	19.727	1:03.177	1	25.553	22.231	31.635	1:19.419
2	23.441	21.233	19.479	1:04.153	10	22.297	20.425	19.919	1:02.641	2	24.418	22.196	20.897	1:07.511
3	23.110	21.034	19.793	1:03.937	11	22.402	20.956	19.860	1:03.218	3	22.919	22.435	20.371	1:05.725
4	23.528	21.236	19.609	1:04.373	12	22.551	20.546	20.096	1:03.193	4	22.967	22.170	20.285	1:05.422
5	23.049	20.957	19.674	1:03.680	13	22.921	20.724	20.043	1:03.688	5	23.141	22.075	20.484	1:05.700
6	23.311	21.321	20.633	1:05.265	14	22.424	20.815	20.075	1:03.314	6	23.307	21.734	20.409	1:05.450
7	23.427	21.007	19.534	1:03.968	15	22.669	20.572	20.333	1:03.574	7	23.882	21.877	20.625	1:06.384
8	22.913	20.649	20.051	1:03.613	No.18 RUSSEL James Jr					8	23.292	22.165	20.705	1:06.162
9	23.121	21.153	19.578	1:03.852	1	24.194	21.133	20.347	1:05.674	9	23.377	21.599	20.387	1:05.363
10	22.515	20.797	19.707	1:03.019	2	22.618	20.985	20.477	1:04.080	10	23.264	21.916	20.033	1:05.213
11	22.571	20.789	19.780	1:03.140	3	22.555	20.809	19.773	1:03.137	11	23.557	22.082	20.080	1:05.719
12	22.491	20.966	19.369	1:02.826	4	22.392	20.812	19.835	1:03.039	No.22 CHENILLOT David				
13	22.417	20.855	19.216	1:02.488	5	22.194	20.775	19.932	1:02.901	1	22.885	21.157	19.789	1:03.831
14	22.367	20.663	19.808	1:02.838	6	22.349	20.694	19.786	1:02.829	2	22.531	20.877	19.524	1:02.932
15	22.475	20.651	19.467	1:02.593	7	22.421	20.544	19.852	1:02.817	3	22.266	20.828	19.280	1:02.374
No.15 BERVOETS Nicolas					8	22.439	20.713	20.757	1:03.909	4	22.014	21.027	19.352	1:02.393
1	24.676	21.645	20.214	1:06.535	9	22.789	20.880	19.649	1:03.318	5	22.292	20.515	19.623	1:02.430
2	22.906	21.460	19.923	1:04.289	10	22.556	21.230	20.446	1:04.232	6	21.874	20.527	19.458	1:01.859
3	22.614	21.121	19.877	1:03.612	11	22.219	21.075	19.412	1:02.706	7	22.079	21.038	19.791	1:02.908
4	22.369	20.874	19.817	1:03.060	12	22.364	20.740	19.640	1:02.744	8	22.043	20.934	19.690	1:02.667
5	22.209	20.727	19.827	1:02.763	13	22.630	20.690	19.473	1:02.793	9	21.999	20.802	19.635	1:02.436
6	22.320	20.866	19.772	1:02.958	14	26.264	20.672	19.351	1:06.287	10	21.869	20.762	19.458	1:02.089
7	22.060	20.667	19.726	1:02.453	15	22.520	20.831	19.513	1:02.864	11	22.032	20.535	19.620	1:02.187
8	22.151	20.750	19.795	1:02.696	No.19 MATON Jérôme					12	21.876	20.597	19.864	1:02.337
9	22.746	20.924	19.607	1:03.277	1	24.700	21.787	20.746	1:07.233	13	22.323	20.536	19.592	1:02.451
10	22.332	20.979	19.543	1:02.854	2	23.194	21.535	20.299	1:05.028	14	22.148	20.816	19.527	1:02.491
11	22.341	20.627	19.550	1:02.518	3	23.050	21.570	20.206	1:04.826	15	22.127	20.694	19.722	1:02.543
12	22.210	20.704	20.015	1:02.929	4	22.980	21.031	20.266	1:04.277					
13	22.464	20.747	20.328	1:03.539										





X30-Master

Prefinal A (PFA) Lap Time Analysis

For information purposes. No official / regulatory value

Laps	Sector 1	Sector 2	Sector 3	Lap Time	Laps	Sector 1	Sector 2	Sector 3	Lap Time	Laps	Sector 1	Sector 2	Sector 3	Lap Time
No.23 DUCHATEAU Nicolas					7	22.344	20.897	20.082	1:03.323	15	22.105	20.736	19.828	1:02.669
1	22.672	20.727	19.780	1:03.179	8	22.529	20.935	20.137	1:03.601	No.46 DEGOUTTE Julien				
2	22.082	20.488	19.631	1:02.201	9	22.899	20.768	20.060	1:03.727	1	23.771	21.077	20.371	1:05.219
3	22.626	20.737	19.765	1:03.128	10	22.787	20.829	20.606	1:04.222	2	22.376	20.751	19.572	1:02.699
4	22.277	20.589	19.535	1:02.401	11	22.855	21.046	19.934	1:03.835	3	22.014	20.657	19.619	1:02.290
5	22.296	20.509	19.499	1:02.304	12	22.878	20.978	20.437	1:04.293	4	22.385	20.494	19.600	1:02.479
6	22.163	20.473	19.758	1:02.394	13	23.013	20.836	19.821	1:03.670	5	22.191	20.402	19.511	1:02.104
7	22.036	20.518	19.495	1:02.049	14	22.675	21.112	19.867	1:03.654	6	21.957	20.651	19.613	1:02.221
8	22.111	20.423	19.714	1:02.248	15	22.687	20.655	19.846	1:03.188	7	22.116	20.492	19.749	1:02.357
9	22.011	20.519	19.456	1:01.986	No.32 NERGUTI Florian					8	22.117	20.532	19.687	1:02.336
10	22.202	20.401	19.570	1:02.173	1	26.206	28.420	20.752	1:15.378	9	22.136	20.763	19.557	1:02.456
11	22.240	20.550	19.550	1:02.340	2	23.851	21.619	20.222	1:05.692	10	22.273	20.620	19.555	1:02.448
12	22.022	20.466	19.522	1:02.010	3	22.832	21.538	20.069	1:04.439	11	22.301	20.922	19.605	1:02.828
13	22.300	20.664	19.797	1:02.761	4	24.134	21.446	20.162	1:05.742	12	22.244	20.522	19.756	1:02.522
14	22.426	20.551	19.579	1:02.556	5	23.087	21.667	20.117	1:04.871	13	22.170	20.670	19.613	1:02.453
15	22.179	20.468	19.770	1:02.417	6	23.675	20.883	19.554	1:04.112	14	22.193	20.835	19.866	1:02.894
No.26 MARTINEZ Hernan					7	22.524	21.039	19.791	1:03.354	15	22.124	20.619	19.653	1:02.396
1	27.089	24.396	21.104	1:12.589	8	22.771	20.848	19.908	1:03.527	No.49 BORZACCHIELLO Alban				
2	23.947	21.644	20.719	1:06.310	9	22.848	21.146	19.954	1:03.948	1	25.998	23.107	21.027	1:10.132
3	23.643	21.411	20.609	1:05.663	10	22.878	20.984	19.807	1:03.669	2	23.648	21.992	21.023	1:06.663
4	24.342	21.006	20.189	1:05.537	11	22.505	21.053	19.820	1:03.378	3	23.509	21.624	20.551	1:05.684
5	22.985	20.908	20.283	1:04.176	12	22.401	20.707	19.565	1:02.673	4	23.905	21.656	20.383	1:05.944
6	23.871	21.215	19.972	1:05.058	13	22.446	21.075	20.115	1:03.636	5	23.667	21.695	20.759	1:06.121
7	22.823	21.093	19.855	1:03.771	14	22.507	21.155	19.892	1:03.554	6	24.305	21.881	21.134	1:07.320
8	22.430	20.998	19.895	1:03.323	15	22.544	20.909	19.805	1:03.258	7	23.757	21.466	20.480	1:05.703
9	22.810	20.644	19.897	1:03.351	No.43 RACCAMIER Thierry					8	23.162	22.116	20.826	1:06.104
10	22.433	20.790	20.501	1:03.724	1	23.926	21.258	20.357	1:05.541	9	24.331	21.857	20.268	1:06.456
11	22.795	21.056	20.063	1:03.914	2	22.664	20.675	19.757	1:03.096	10	23.230	21.271	20.602	1:05.103
12	22.562	20.875	20.084	1:03.521	3	22.494	20.613	20.368	1:03.475	11	22.994	21.135	20.829	1:04.958
13	22.563	21.216	20.040	1:03.819	4	22.166	20.519	20.047	1:02.732	12	24.264	21.742	20.466	1:06.472
14	22.944	20.859	20.144	1:03.947	5	22.293	20.937	19.924	1:03.154	13	23.318	21.432	20.049	1:04.799
15	22.766	21.182	20.466	1:04.414	6	22.498	20.785	19.798	1:03.081	14	23.215	21.310	20.189	1:04.714
No.28 MONTANDRAUD Patrick					7	22.508	20.829	19.925	1:03.262	15	23.294	21.572	20.451	1:05.317
1	24.878	21.421	20.502	1:06.801	8	22.386	20.733	20.076	1:03.195	No.50 DONADEI Tino				
2	22.994	21.089	20.327	1:04.410	9	22.549	20.723	19.872	1:03.144	1	26.260	25.829	20.457	1:12.546
3	22.614	20.863	20.322	1:03.799	10	22.311	20.619	19.917	1:02.847	2	22.967	21.279	20.162	1:04.408
4	22.668	20.892	20.167	1:03.727	11	22.310	20.886	19.974	1:03.170	3	22.994	21.192	20.431	1:04.617
5	22.439	20.668	20.017	1:03.124	12	22.306	20.647	19.790	1:02.743	4	23.508	21.081	20.214	1:04.803
6	22.516	20.777	20.595	1:03.888	13	22.240	20.612	19.791	1:02.643	5	22.586	34.914	20.282	1:17.782
					14	21.977	20.523	19.694	1:02.194					





X30-Master

Prefinal A (PFA) Lap Time Analysis

For information purposes. No official / regulatory value

Laps	Sector 1	Sector 2	Sector 3	Lap Time
6	22.808	21.025	20.409	1:04.242
7	23.612	21.113	20.479	1:05.204
8	23.207	21.696	20.300	1:05.203
9	23.072	21.000	20.063	1:04.135
10	23.045	20.947	20.374	1:04.366
11	22.877	21.044	20.178	1:04.099
12	30.178	21.232	20.466	1:11.876
13	22.822	21.203	20.128	1:04.153
14	22.903	21.256	20.376	1:04.535

No.58 LEFEVRE Luc

1	25.767	22.412	31.504	1:19.683
2	24.085	22.054	20.315	1:06.454
3	23.002	21.384	20.295	1:04.681
4	23.570	21.340	20.187	1:05.097
5	23.346	21.275	20.542	1:05.163
6	23.178	21.619	20.512	1:05.309
7	23.176	21.227	20.640	1:05.043
8	22.779	21.297	20.000	1:04.076
9	22.937	21.244	20.216	1:04.397
10	23.073	21.073	20.382	1:04.528
11	22.919	21.531	20.142	1:04.592
12	22.962	21.199	20.226	1:04.387
13	23.040	21.654	20.118	1:04.812
14	22.927	21.199	20.192	1:04.318
15	22.817	21.546	19.875	1:04.238

No.78 COLLIGNON Guy

1	25.807	24.721	20.737	1:11.265
2	23.584	21.576	20.418	1:05.578
3	23.390	21.597	20.750	1:05.737
4	24.282	21.353	20.316	1:05.951
5	24.054	21.946	20.498	1:06.498
6	24.193	22.033	20.778	1:07.004
7	23.796	21.554	20.465	1:05.815
8	23.590	21.568	20.753	1:05.911
9	23.544	21.335	20.377	1:05.256
10	23.251	21.205	19.991	1:04.447
11	23.038	21.335	20.376	1:04.749
12	23.100	21.617	20.159	1:04.876
13	23.277	21.393	20.377	1:05.047
14	22.999	21.511	20.200	1:04.710

Laps	Sector 1	Sector 2	Sector 3	Lap Time
15	22.693	21.940	20.296	1:04.929

No.83 CASOLA Laurent

1	27.053	25.126	22.736	1:14.915
2	24.635	22.194	21.745	1:08.574
3	23.872	22.046	20.724	1:06.642
4	24.065	26.358	33.434	1:23.857
5	23.916	22.035	20.721	1:06.672

No.95 COLLINOT Cyril

1	25.687	21.607	20.304	1:07.598
2	23.036	21.567	20.343	1:04.946
3	22.902	21.160	20.656	1:04.718
4	23.520	21.033	19.867	1:04.420
5	23.123	20.914	20.018	1:04.055
6	23.216	20.809	19.937	1:03.962
7	22.840	20.730	20.525	1:04.095
8	22.812	21.091	20.351	1:04.254
9	22.894	21.245	19.940	1:04.079
10	22.844	21.007	20.099	1:03.950
11	23.283	21.111	19.966	1:04.360
12	22.890	20.867	20.312	1:04.069
13	22.470	20.977	20.083	1:03.530
14	22.788	20.777	20.095	1:03.660
15	22.640	20.860	20.078	1:03.578

No.114 CHAPUIS Jean-Claude

1	26.022	29.757	20.282	1:16.061
2	23.798	21.776	20.580	1:06.154
3	23.401	21.478	20.766	1:05.645
4	24.886	21.416	20.410	1:06.712
5	23.459	21.353	20.024	1:04.836
6	23.014	21.447	20.459	1:04.920
7	22.881	21.292	20.080	1:04.253
8	23.163	21.306	20.200	1:04.669
9	23.300	21.068	19.984	1:04.352
10	22.984	21.335	19.799	1:04.118
11	22.275	20.818	19.514	1:02.607
12	22.606	20.866	19.572	1:03.044
13	22.535	21.058	19.549	1:03.142
14	22.709	21.416	19.478	1:03.603
15	22.726	21.170	19.567	1:03.463

No.141 NERGUTI Samy

1	25.668	22.283	20.190	1:08.141
2	23.246	20.946	21.039	1:05.231
3	22.624	20.732	20.134	1:03.490
4	22.763	20.889	19.999	1:03.651
5	22.212	20.457	19.781	1:02.450
6	22.301	20.415	19.668	1:02.384
7	22.203	20.363	19.684	1:02.250
8	22.143	20.380	19.692	1:02.215
9	22.316	20.499	19.822	1:02.637
10	22.414	20.797	19.696	1:02.907
11	22.020	20.250	19.672	1:01.942
12	22.385	20.385	19.753	1:02.523
13	22.436	20.956	20.262	1:03.654
14	28.106	20.861	19.622	1:08.589
15	22.256	20.377	19.645	1:02.278


No.193 MARTINAND Nicolas

1	26.259	21.755	20.394	1:08.408
2	23.523	22.031	19.792	1:05.346
3	23.158	21.131	19.905	1:04.194
4	23.573	20.972	19.480	1:04.025
5	23.026	21.137	19.760	1:03.923
6	23.487	20.981	19.648	1:04.116
7	22.751	21.084	19.675	1:03.510
8	22.721	20.923	19.417	1:03.061
9	22.623	20.764	19.507	1:02.894
10	22.346	20.751	19.327	1:02.424
11	22.575	20.800	19.559	1:02.934
12	22.965	21.017	19.623	1:03.605
13	22.402	20.644	19.304	1:02.350
14	22.436	20.574	19.377	1:02.387
15	22.666	20.812	19.192	1:02.670



78	COLLIGNON Guy DR / X30 / Komet		17	83	CASOLA Laurent Tony-Kart / X30 / Komet	
5	FEIJOO Alberto Gillard / X30 / Komet		16	26	MARTINEZ Hernan Zanardi / X30 / Komet	
49	BORZACCHIELLO Alban Tony-Kart / X30 / Komet		15	6	COGNET Steve ? / X30 / Komet	
2	YANAGIDA Katsuhida Super Winforce / X30 / Komet		14	11	BARRIOS Mario Gillard / X30 / Komet	
142	ENGELI Markus Zanardi / X30 / Komet		13	4	MICHELSSEN Guty CRG / X30 / Komet	
50	DONADEI Tino Top-Kart / X30 / Komet		12	1	BLIN Frédéric Kosmic / X30 / Komet	
9	SIMONAGGIO Christophe Kosmic / X30 / Komet		11	32	NERGUTI Florian Tony-Kart / X30 / Komet	
20	OUARET Hakim ? / X30 / Komet		10	114	CHAPUIS Jean-Claude Kosmic / X30 / Komet	
8	RUFFA Christian Maranello / X30 / Komet		9	58	LEFEVRE Luc Kosmic / X30 / Komet	
28	MONTANDRAUD Patrick CRG / X30 / Komet		8	21	NIENKOTTER Leonardo LH / X30 / Komet	
141	NERGUTI Samy Kosmic / X30 / Komet		7	14	ALLEMAND Pierre PCR / X30 / Komet	
193	MARTINAND Nicolas Intrepid / X30 / Komet		6	18	RUSSEL James Jr Parolin / X30 / Komet	
12	BUSATO Jorge Gillard / X30 / Komet		5	95	COLLINOT Cyril FA / X30 / Komet	
15	BERVOETS Nicolas Kosmic / X30 / Komet		4	17	BIELATOWICZ Pascal Exceed / X30 / Komet	
43	RACCAMIER Thierry Kosmic / X30 / Komet		3	10	FOSTER Kip DR / X30 / Komet	
19	MATON Jérôme ? / X30 / Komet		2	46	DEGOUTTE Julien CRG / X30 / Komet	
23	DUCHATEAU Nicolas Alpha / X30 / Komet		1	22	CHENILLOT David FA / X30 / Komet	

POLE POSITION



Start : 20/10 - 11:40 15 Laps = 18,750 Km

2013 Iame International Final (FRA) 18-20/10/2013

Page 1 / 1

Timing by Apex Timing

Apex Timing



X30-Master

Prefinal B (PFB) Results

Document 22.1 OFFICIAL

Subject to scrutineering & sporting investigations

Rnk	No.	Entrant	Driver	Nat	Equipment	Laps	Gap	Interv.	Best Lap
1	=	Schaaphok	SCHAAPHOK Wilco		Maddox / X30 / Komet	15			1:01.830
2	▲2	PDB Racing Team	SVAGELJ Roberto		Gillard / X30 / Komet	15	7.690	7.690	1:01.439
3	=	Racing Cars Compétition	PASTOR Jean-Yves		Kosmic / X30 / Komet	15	7.904	0.214	1:01.720
4	▲9	PDB Racing Team	OLIVARES Marco		Gillard / X30 / Komet	15	8.153	0.249	1:01.342
5	▲5	Praga Kart Racing	FISHER Kurt		Praga / X30 / Komet	15	14.904	6.751	1:02.711
6	▼1	Praga Kart Racing	HYDE Ronnie		Praga / X30 / Komet	15	28.798	13.894	1:03.276
7	▲1	Panisset Jean-Claude	PANISSET Jean-Claude		Praga / X30 / Komet	15	34.582	5.784	1:03.311
8	▲1	TK Racing	BARCELLONA Antonello		? / X30 / Komet	13	2 Laps	2 Laps	1:01.344
9	▼2	Motor's	GONDARD Gaetan		Tony-Kart / X30 / Komet	9	6 Laps	4 Laps	1:02.857
10	▼4	Viberti Philippe	VIBERTI Philippe		Maranello / X30 / Komet	0	15 Laps	9 Laps	
11	=	Eurokarting	BUZOLLO Fernando		LH / X30 / Komet	0	15 Laps	0.751	

Not Classified

	41	team Bubus'	BUSSERET Emmanuel		Alpha / X30 / Komet		DNS		
	168	Michon	MICHON Olivier		Kosmic / X30 / Komet		DNS		

Leaders : No.36 SCHAAPHOK Wilco (1-5) / No.16 PASTOR Jean-Yves (6-8) / No.36 SCHAAPHOK Wilco (9-15)

Start Time : 20/10 - 11:11:51

Best Lap : No.31 OLIVARES Marco 1:01.342 73,35 Kph

Weather : Cloudy Air : 16°C Track : Wet

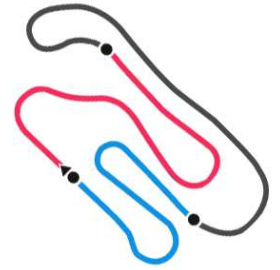
Event Record : No.23 DUCHATEAU Nicolas 50.379 89,32 Kph

2013 Iame International Final (FRA) 18-20/10/2013

Timing by Apex Timing

Apex Timing





X30-Master

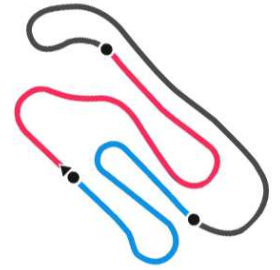
Prefinal B (PFB)

Lap Chart

For information purposes. No official / regulatory value

	1	2	3	4	5	6	7	8	9	10	11	12	13
Grid	36	4	16	82	65	7	42	61	3	241	33	168	31
Start	82	36	4	16	65	241	42	3	61	31	33		
Lap 1 Interval	36	16 1.1	82 0.5	65 0.6	241 0.1	42 0.1	31 0.1	3 0.3	61 0.9				
Lap 2	36	16 0.5	65 2.1	241 0.2	3 0.3	31 0.6	42 0.3	61 0.9	82 0.9				
Lap 3	36	16 0.4	3 4.1	241 0.5	65 0.2	31 0.1	42 0.2	82 0.5	61 1.2				
Lap 4	36	16 0.2	3 4.4	31 0.4	241 0.4	82 0.8	65 0.6	42 0.1	61 1.4				
Lap 5	36	16 0.1	3 3.9	31 0.5	241 3.3	65 0.5	42 0.0	82 2.1	61 1.1				
Lap 6	16	36 0.4	3 3.5	31 0.2	241 4.5	65 0.5	42 0.2	82 0.6	61 2.8				
Lap 7	16	36 0.4	3 4.2	31 0.6	241 4.0	65 1.4	82 0.0	42 0.2	61 3.3				
Lap 8	16	36 0.7	3 3.8	31 0.8	241 4.8	82 0.7	65 1.3	42 0.2	61 10.6				
Lap 9	36	16 0.1	3 3.3	31 0.7	82 5.8	241 0.8	42 1.9	65 0.7	61 10.7				
Lap 10	36	3 3.2	31 0.2	16 3.7	82 2.2	241 1.9	65 9.0	61 5.1					
Lap 11	36	3 3.4	31 0.2	16 3.3	82 2.2	241 2.8	65 10.3	61 6.8					
Lap 12	36	3 2.3	31 0.5	16 3.6	82 1.9	241 4.0	65 11.1	61 6.5					
Lap 13	36	31 2.5	4 0.2	16 3.5	82 1.8	241 5.1	65 11.8	61 6.4					
Lap 14	36	16 6.8	82 0.5	31 0.3	241 6.3	65 12.7	61 6.2						
Lap 15	36	82 7.6	16 0.2	31 0.2	241 6.7	65 13.8	61 5.7						





X30-Master

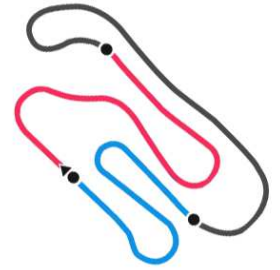
Prefinal B (PFB)

Lap Time Analysis

For information purposes. No official / regulatory value

Laps	Sector 1	Sector 2	Sector 3	Lap Time	Laps	Sector 1	Sector 2	Sector 3	Lap Time	Laps	Sector 1	Sector 2	Sector 3	Lap Time
No.3 BARCELONA Antonello														
1	24.665	21.369	19.892	1:05.926	9	21.926	20.296	19.120	1:01.342	6	22.723	20.969	19.980	1:03.672
2	22.607	21.242	19.608	1:03.457	10	21.801	20.573	19.254	1:01.628	7	22.539	20.998	20.083	1:03.620
3	22.779	21.627	19.539	1:03.945	11	21.824	20.704	19.772	1:02.300	8	29.573	21.045	20.063	1:10.681
4	22.572	20.701	19.596	1:02.869	12	21.828	20.801	19.000	1:01.629	9	22.709	20.993	20.067	1:03.769
5	21.972	20.742	19.222	1:01.936	13	21.881	20.504	19.152	1:01.537	10	22.789	20.814	19.920	1:03.523
6	22.120	20.763	19.468	1:02.351	14	26.735	20.798	19.948	1:07.481	11	22.513	23.263	20.049	1:05.825
7	22.572	20.824	19.605	1:03.001	15	21.995	20.350	19.977	1:02.322	12	22.553	20.802	19.956	1:03.311
8	21.978	20.725	19.123	1:01.826	No.36 SCHAAPHOK Wilco									
9	21.860	20.546	19.109	1:01.515	1	22.972	20.551	19.885	1:03.408	13	22.345	20.947	20.091	1:03.383
10	21.766	21.072	19.222	1:02.060	2	22.695	20.566	20.047	1:03.308	14	22.680	21.034	20.000	1:03.714
11	21.861	20.959	19.493	1:02.313	3	22.342	20.500	19.832	1:02.674	15	22.382	20.904	20.098	1:03.384
12	21.757	20.616	18.971	1:01.344	4	22.496	20.552	19.765	1:02.813	No.65 HYDE Ronnie				
13	21.858	20.648	19.869	1:02.375	5	22.326	20.480	19.674	1:02.480	1	23.979	20.965	20.442	1:05.386
No.16 PASTOR Jean-Yves					6	22.650	20.535	19.697	1:02.882	2	22.717	20.952	20.083	1:03.752
1	23.536	20.963	19.908	1:04.407	7	22.140	20.506	19.640	1:02.286	3	22.750	22.025	20.564	1:05.339
2	22.453	20.552	19.755	1:02.760	8	22.191	20.426	19.574	1:02.191	4	23.176	21.019	20.333	1:04.528
3	22.362	20.595	19.589	1:02.546	9	21.916	20.335	19.678	1:01.929	5	22.454	21.437	20.053	1:03.944
4	22.300	20.668	19.607	1:02.575	10	22.330	20.444	19.569	1:02.343	6	22.498	20.707	20.071	1:03.276
5	22.339	20.698	19.414	1:02.451	11	22.057	20.477	19.543	1:02.077	7	22.556	21.044	20.148	1:03.748
6	22.053	20.659	19.513	1:02.225	12	22.203	20.533	19.664	1:02.400	8	22.946	20.848	19.655	1:03.449
7	21.935	20.765	19.575	1:02.275	13	22.013	20.424	19.473	1:01.910	9	22.362	21.424	20.058	1:03.844
8	21.743	20.736	19.480	1:01.959	14	22.321	20.548	19.507	1:02.376	10	28.020	21.171	19.987	1:09.178
9	22.120	20.645	20.055	1:02.820	15	21.838	20.479	19.513	1:01.830	11	22.888	21.229	20.048	1:04.165
10	22.327	27.586	19.470	1:09.383	No.42 GONDARD Gaetan					12	22.425	21.086	20.087	1:03.598
11	22.098	20.425	19.384	1:01.907	1	24.274	20.974	20.259	1:05.507	13	22.479	20.973	20.046	1:03.498
12	22.071	20.443	19.432	1:01.946	2	23.347	21.371	20.175	1:04.893	14	22.726	21.194	19.951	1:03.871
13	21.748	20.510	19.462	1:01.720	3	22.456	21.515	20.248	1:04.219	15	22.686	21.092	20.067	1:03.845
14	22.771	20.722	19.329	1:02.822	4	23.226	21.095	19.935	1:04.256	No.82 SVAGELJ Roberto				
15	21.768	21.004	20.126	1:02.898	5	22.574	21.378	19.960	1:03.912	1	23.988	21.029	20.134	1:05.151
No.31 OLIVARES Marco					6	22.645	20.703	20.083	1:03.431	2	27.654	20.922	19.220	1:07.796
1	24.153	21.222	19.995	1:05.370	7	22.543	21.486	19.828	1:03.857	3	21.857	21.258	19.756	1:02.871
2	23.882	20.985	19.523	1:04.390	8	22.832	20.753	19.765	1:03.350	4	22.333	21.086	19.489	1:02.908
3	22.426	21.566	20.281	1:04.273	9	22.307	20.811	19.739	1:02.857	5	21.716	25.718	19.401	1:06.835
4	22.433	20.658	19.345	1:02.436	No.61 PANISSET Jean-Claude					6	21.879	20.691	19.365	1:01.935
5	21.873	20.662	19.475	1:02.010	1	25.130	21.684	19.981	1:06.795	7	22.005	21.116	19.818	1:02.939
6	21.894	20.782	19.339	1:02.015	2	23.277	20.868	20.269	1:04.414	8	22.099	20.820	19.142	1:02.061
7	22.554	20.808	20.083	1:03.445	3	22.655	21.090	21.247	1:04.992	9	21.909	20.402	19.335	1:01.646
8	21.846	20.756	19.429	1:02.031	4	23.109	20.605	20.191	1:03.905	10	21.925	20.423	19.411	1:01.759
					5	22.660	22.706	20.423	1:05.789	11	21.853	20.679	19.398	1:01.930
										12	21.653	20.708	19.217	1:01.578
										13	21.831	20.621	19.228	1:01.680





X30-Master

Prefinal B (PFB) Lap Time Analysis

For information purposes. No official / regulatory value

Laps	Sector 1	Sector 2	Sector 3	Lap Time
14	21.645	20.560	19.234	1:01.439
15	21.550	20.904	19.726	1:02.180


No.241 FISHER Kurt

Laps	Sector 1	Sector 2	Sector 3	Lap Time
1	24.198	20.789	20.455	1:05.442
2	23.005	20.713	20.113	1:03.831
3	22.771	21.532	20.497	1:04.800
4	22.574	20.679	20.026	1:03.279
5	22.288	22.823	19.838	1:04.949
6	22.679	20.616	19.919	1:03.214
7	22.414	20.687	19.803	1:02.904
8	22.465	20.719	19.609	1:02.793
9	22.525	20.995	19.716	1:03.236
10	22.212	20.722	19.910	1:02.844
11	22.163	20.851	19.824	1:02.838
12	22.247	20.657	19.938	1:02.842
13	22.330	20.721	19.679	1:02.730
14	22.262	20.968	19.750	1:02.980
15	22.334	20.682	19.695	1:02.711



31	OLIVARES Marco Gillard / X30 / Komet		7			
33	BUZOLLO Fernando LH / X30 / Komet		6	168	MICHON Olivier Kosmic / X30 / Komet	
3	BARCELLONA Antonello ? / X30 / Komet		5	241	FISHER Kurt Praga / X30 / Komet	
42	GONDARD Gaetan Tony-Kart / X30 / Komet		4	61	PANISSET Jean-Claude Praga / X30 / Komet	
65	HYDE Ronnie Praga / X30 / Komet		3	7	VIBERTI Philippe Maranello / X30 / Komet	
16	PASTOR Jean-Yves Kosmic / X30 / Komet		2	82	SVAGELJ Roberto Gillard / X30 / Komet	
36	SCHAAPHOK Wilco Maddox / X30 / Komet		1	41	BUSSERET Emmanuel Alpha / X30 / Komet	

POLE POSITION



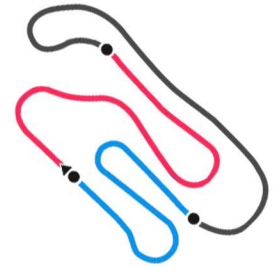
Start : 20/10 - 10:40 15 Laps = 18,750 Km

2013 Iame International Final (FRA) 18-20/10/2013

Page 1 / 1

Timing by Apex Timing

Apex Timing



QUALIFYING HEATS

IAME
INTERNATIONAL FINAL

JOIN THE EVENT OF THE YEAR!

October 17th/20st - 2013

ACTUA
CIRCUIT DE LYON

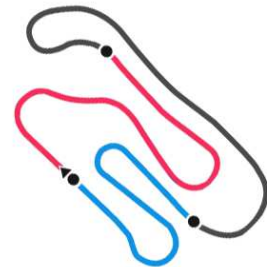
WWW.X30WORLD.COM/IAME.INTERNATIONAL.FINAL

INFO: K.C. Pays d'Olmès et Mirepoix - Karting Circuit La Plana - 09600 Algaes-Yves - France
Mail: victoryconcept@hotmail.com - Phone: +33 (0)5 63 54 86 74 / +33 (0)6 85 10 95 92

OFFICIAL SPONSOR

freem komet IAME The heart of kart stilo WZAD OIL





X30-Master

Qualifying Heats (QH) Results

Document 17.1 OFFICIAL

Subject to scrutineering & sporting investigations

Rnk	No.	Entrant	Driver	Nat	Equipment	QP	A-B	B-C	A-C	Points
1	23	Alpha Karting	DUCHATEAU Nicolas	FRA	Alpha / X30 / Komet	1	0	-	0	0
2	22	Chenillot	CHENILLOT David	FRA	FA / X30 / Komet	4	2	-	2	4
3	19	RSD Karting	MATON Jérôme	BEL	? / X30 / Komet	5	5	2	-	7
4	46	OKS	DEGOUTTE Julien	FRA	CRG / X30 / Komet	6	-	4	3	7
5	43	Raccamier	RACCAMIER Thierry	FRA	Kosmic / X30 / Komet	7	3	-	4	7
6	10	Kart Force	FOSTER Kip	AUS	DR / X30 / Komet	8	4	3	-	7
7	15	VDK Racing	BERVOETS Nicolas	BEL	Kosmic / X30 / Komet	3	-	6	5	11
8	17	Exceed	BIELATOWICZ Pascal	FRA	Exceed / X30 / Komet	9	-	5	8	13
9	12	CKS Kart Racing	BUSATO Jorge	HKG	Gillard / X30 / Komet	10	7	-	7	14
10	95	Collinot Cyril	COLLINOT Cyril	FRA	FA / X30 / Komet	12	-	10	6	16
11	193	Martinand Nicolas	MARTINAND Nicolas	FRA	Intrepid / X30 / Komet	13	6	-	10	16
12	18	Russell James Jr	RUSSEL James Jr	USA	Parolin / X30 / Komet	21	-	7	9	16
13	141	Nerguti Samy	NERGUTI Samy	FRA	Kosmic / X30 / Komet	18	-	8	11	19
14	14	Allemand Pierre	ALLEMAND Pierre	FRA	PCR / X30 / Komet	16	8	-	12	20
15	28	Montandraud	MONTANDRAUD Patrick	FRA	CRG / X30 / Komet	20	9	11	-	20
16	21	Nienkotter	NIENKOTTER Leonardo	BRA	LH / X30 / Komet	19	10	-	14	24
17	8	Ruffa Christian	RUFFA Christian	FRA	Maranello / X30 / Komet	14	16	9	-	25
18	58	RSD Karting	LEFEVRE Luc	BEL	Kosmic / X30 / Komet	15	-	12	13	25
19	20	Ait-Ouaret	OUARET Hakim	FRA	? / X30 / Komet	11	12	14	-	26
20	114	Chapuis	CHAPUIS Jean-Claude	FRA	Kosmic / X30 / Komet	17	13	15	-	28
21	9	RSD Karting	SIMONAGGIO Christophe	FRA	Kosmic / X30 / Komet	25	15	-	17	32
22	32	Nerguti Florian	NERGUTI Florian	FRA	Tony-Kart / X30 / Komet	33	-	17	15	32
23	50	Donadei Tino	DONADEI Tino	ITA	Top-Kart / X30 / Komet		14	-	18	32
24	1	Blin Frédéric	BLIN Frédéric	FRA	Kosmic / X30 / Komet	2	33	0	-	33
25	142	IM-Racing Motorsport	ENGELI Markus	CHE	Zanardi / X30 / Komet	23	17	16	-	33
26	4	Savani Competition	MICHELSEN Guty	PER	CRG / X30 / Komet	22	11	-	24	35
27	2	Super Winforce RT	YANAGIDA Katsuhida	JPN	Super Winforce / X30 / Komet	37	23	-	16	39
28	11	PDB Racing Team	BARRIOS Mario	PER	Gillard / X30 / Komet	24	-	13	27	40
29	49	X30 Master	BORZACCHIELLO Alban	FRA	Tony-Kart / X30 / Komet	29	20	20	-	40
30	6	X30 Gentleman	COGNET Steve	FRA	? / X30 / Komet	28	19	-	23	42
31	5	PDB Racing Team	FEIJOO Alberto	PER	Gillard / X30 / Komet	38	22	21	-	43
32	26	Campi Lucero Pamela	MARTINEZ Hernan	CHI	Zanardi / X30 / Komet	35	21	24	-	45
33	78	Collignon Guy	COLLIGNON Guy	FRA	DR / X30 / Komet	42	-	25	20	45
34	83	X30 Master	CASOLA Laurent	FRA	Tony-Kart / X30 / Komet	26	29	18	-	47

Qualified for Prefinal B

35	36	Schaaphok	SCHAAPHOK Wilco	NLD	Maddox / X30 / Komet	31	18	-	29	47
36	41	team Bubus'	BUSSERET Emmanuel	FRA	Alpha / X30 / Komet	27	-	29	19	48
37	16	Racing Cars Compétition	PASTOR Jean-Yves	FRA	Kosmic / X30 / Komet	36	-	22	26	48
38	82	PDB Racing Team	SVAGELJ Roberto	PER	Gillard / X30 / Komet	30	-	19	30	49
39	65	Praga Kart Racing	HYDE Ronnie	CAN	Praga / X30 / Komet		27	23	-	50



X30-Master

Qualifying Heats (QH) Results

Document 17.1 OFFICIAL

Subject to scrutineering & sporting investigations

Rnk	No.	Entrant	Driver	Nat	Equipment	QP	A-B	B-C	A-C	Points
40	7	Viberti Philippe	VIBERTI Philippe		Maranello / X30 / Komet	40	30	-	21	51
41	42	Motor's	GONDARD Gaetan		Tony-Kart / X30 / Komet	34	31	-	22	53
42	61	Panisset Jean-Claude	PANISSET Jean-Claude		Praga / X30 / Komet	45	-	28	25	53
43	3	TK Racing	BARCELLONA Antonello		? / X30 / Komet	43	26	-	28	54
44	241	Praga Kart Racing	FISHER Kurt		Praga / X30 / Komet	44	28	26	-	54
45	33	Eurokarting	BUZOLLO Fernando		LH / X30 / Komet	32	25	33	-	58
46	168	Michon	MICHON Olivier		Kosmic / X30 / Komet	39	-	27	31	58
47	31	PDB Racing Team	OLIVARES Marco		Gillard / X30 / Komet	41	24	34	-	58





X30-Master

Qualifying Heat A-C Results

Document 16

Subject to scrutineering & sporting investigations

Rnk	No.	Entrant	Driver	Nat	Equipment	Laps	Gap	Interv.	Best Lap	Points
1	=	Alpha Karting	DUCHATEAU Nicolas		Alpha / X30 / Komet	10			51.091	0
2	▲1	Chenillot	CHENILLOT David		FA / X30 / Komet	10	0.924	0.924	51.061	2
3	▲1	OKS	DEGOUTTE Julien		CRG / X30 / Komet	10	2.941	2.017	51.402	3
4	▲1	Raccamier	RACCAMIER Thierry		Kosmic / X30 / Komet	10	4.092	1.151	51.359	4
5	▼3	VDK Racing	BERVOETS Nicolas		Kosmic / X30 / Komet	10	4.623	0.531	51.408	5
6	▲2	Collinot Cyril	COLLINOT Cyril		FA / X30 / Komet	10	4.836	0.213	51.330	6
7	=	CKS Kart Racing	BUSATO Jorge		Gillard / X30 / Komet	10	5.007	0.171	51.142	7
8	▼2	Exceed	BIELATOWICZ Pascal		Exceed / X30 / Komet	10	5.405	0.398	51.326	8
9	▲5	Russell James Jr	RUSSEL James Jr		Parolin / X30 / Komet	10	6.265	0.860	51.374	9
10	▼1	Martinand Nicolas	MARTINAND Nicolas		Intrepid / X30 / Komet	10	6.410	0.145	51.356	10
11	▲1	Nerguti Samy	NERGUTI Samy		Kosmic / X30 / Komet	10	7.342	0.932	51.427	11
12	▼1	Allemand Pierre	ALLEMAND Pierre		PCR / X30 / Komet	10	8.066	0.724	51.461	12
13	▼3	RSD Karting	LEFEVRE Luc		Kosmic / X30 / Komet	10	8.224	0.158	51.468	13
14	▼1	Nienkotter	NIENKOTTER Leonardo		LH / X30 / Komet	10	8.631	0.407	51.520	14
15	▲7	Nerguti Florian	NERGUTI Florian		Tony-Kart / X30 / Komet	10	8.952	0.321	51.505	15
16	▲9	Super Winforce RT	YANAGIDA Katsuhida		Super Winforce / X30 / Komet	10	10.393	1.441	51.587	16
17	=	RSD Karting	SIMONAGGIO Christophe		Kosmic / X30 / Komet	10	10.658	0.265	51.675	17
18	▲13	Donadei Tino	DONADEI Tino		Top-Kart / X30 / Komet	10	10.832	0.174	51.427	18
19	▼1	team Bubus'	BUSSERET Emmanuel		Alpha / X30 / Komet	10	13.868	3.036	52.141	19
20	▲8	Collignon Guy	COLLIGNON Guy		DR / X30 / Komet	10	16.518	2.650	52.121	20
21	▲6	Viberti Philippe	VIBERTI Philippe		Maranello / X30 / Komet	10	17.166	0.648	52.255	21
22	▲1	Motor's	GONDARD Gaetan		Tony-Kart / X30 / Komet	10	17.422	0.256	52.303	22
23	▼4	X30 Gentleman	COGNET Steve		? / X30 / Komet	10	18.898	1.476	51.604	23
24	▼9	Savani Competition	MICHELSEN Guty		CRG / X30 / Komet	10	32.974	14.076	51.801	24
25	▲5	Panisset Jean-Claude	PANISSET Jean-Claude		Praga / X30 / Komet	10	33.089	0.115	52.980	25
26	▼2	Racing Cars Compétition	PASTOR Jean-Yves		Kosmic / X30 / Komet	10	34.403	1.314	51.700	26
27	▼11	PDB Racing Team	BARRIOS Mario		Gillard / X30 / Komet	10	40.860	6.457	51.411	27
28	▲1	TK Racing	BARCELLONA Antonello		? / X30 / Komet	10	45.100	4.240	52.059	28
29	▼8	Schaaphok	SCHAAPHOK Wilco		Maddox / X30 / Komet	6	4 Laps	4 Laps	51.816	29
30	▼10	PDB Racing Team	SVAGELJ Roberto		Gillard / X30 / Komet	1	9 Laps	5 Laps	1:23.200	30
31	▼5	Michon	MICHON Olivier		Kosmic / X30 / Komet	0	10 Laps	1 Lap		31

Leaders : No.23 DUCHATEAU Nicolas (1-10)

Start Time : 19/10 - 14:03:24

Best Lap : No.22 CHENILLOT David 51.061 88,12 Kph

Weather : Slightly cloudy Air : 22°C Track : Dry

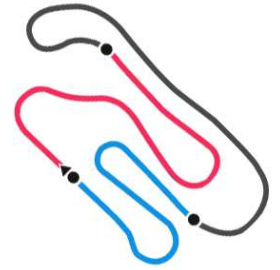
Event Record : No.23 DUCHATEAU Nicolas 50.379 89,32 Kph

2013 Iame International Final (FRA) 18-20/10/2013

Timing by Apex Timing

Apex Timing





X30-Master

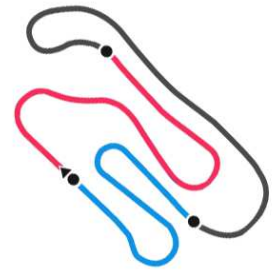
Qualifying Heat A-C

Lap Chart

For information purposes. No official / regulatory value

	1	2	3	4	5	6	7	8	9	10	11	12	13	14	15	16	17	18	19	20	21	22	23	24	25	26	27	28	29	30	31
Grid	23	15	22	46	43	17	12	95	193	58	14	141	21	18	4	11	9	41	6	82	36	32	42	16	2	168	7	78	3	61	50
Start	23	22	15	46	43	12	17	193	95	14	58	141	21	18	11	4	9	41	82	6	32	16	36	168	78	2	42	61	7	50	3
Lap 1 Interval	23	22	46	43	15	12	17	95	193	18	14	141	58	21	9	32	41	2	78	7	50	42	6	61	4	16	82	3	11	36	
		0.1	0.1	0.4	0.3	0.2	0.3	0.3	0.4	0.4	0.3	0.1	0.0	0.2	0.2	0.3	0.8	0.3	0.8	0.3	0.2	0.8	5.9	1.9	6.4	4.7	5.2	2.7	4.1	3:21	
Lap 2	23	22	43	46	15	12	17	95	193	18	141	14	58	21	9	32	41	2	78	50	7	42	6	61	4	16	3	11	36		
		0.1	0.5	0.2	0.2	0.2	0.2	0.4	0.2	0.2	1.1	0.2	0.1	0.2	0.2	0.1	0.8	0.2	1.2	0.2	0.3	0.5	5.7	2.7	4.5	5.8	8.5	2.8	3:21		
Lap 3	23	22	43	46	15	12	17	95	193	18	141	14	58	21	32	9	2	41	50	78	7	42	6	61	4	16	3	11	36		
		0.3	0.4	0.1	0.1	0.2	0.2	0.9	0.1	0.2	0.7	0.4	0.2	0.2	0.3	0.4	0.6	0.3	1.2	0.4	0.1	0.4	5.7	3.5	3.7	6.0	9.0	1.4	3:23		
Lap 4	23	22	43	46	15	17	12	95	193	18	141	14	58	21	32	9	2	41	50	78	7	42	6	61	4	16	3	11	36		
		0.4	0.8	0.1	0.2	0.4	0.1	0.2	0.4	0.4	0.7	0.3	0.4	0.1	0.4	0.4	0.4	0.9	0.5	1.4	0.4	0.2	5.1	5.1	1.9	6.6	9.4	0.2	3:23		
Lap 5	23	22	46	15	17	43	95	12	18	193	141	14	58	21	32	9	2	41	50	78	7	42	6	61	4	16	11	3	36		
		0.3	1.2	0.3	0.4	0.2	0.5	0.2	0.7	0.0	0.3	0.3	0.2	0.1	0.6	0.8	0.3	1.3	0.2	2.0	0.3	0.1	4.7	6.1	3.0	5.0	8.9	0.8	3:23		
Lap 6	23	22	46	15	43	17	95	12	18	193	141	14	21	58	32	9	2	50	41	78	7	42	6	61	4	16	11	3	36		
		0.3	1.4	0.4	0.7	0.1	0.5	0.3	0.6	0.7	0.3	0.1	0.1	0.2	0.1	1.1	0.2	1.1	0.5	2.0	0.4	0.2	4.0	7.6	1.7	5.4	8.3	1.4	3:22		
Lap 7	23	22	46	15	43	17	95	12	18	193	141	14	58	21	32	9	2	50	41	78	7	42	6	61	4	16	11	3			
		0.4	1.6	0.6	0.3	0.3	0.2	0.1	1.3	0.2	0.5	0.2	0.4	0.2	0.3	0.9	0.1	0.5	1.2	2.3	0.4	0.1	3.7	8.9	0.2	5.7	7.9	1.9			
Lap 8	23	22	46	15	43	17	95	12	18	193	141	14	58	21	32	9	2	50	41	78	7	42	6	4	61	16	11	3			
		0.4	1.8	0.7	0.2	0.3	0.3	0.4	1.2	0.1	0.6	0.3	0.3	0.3	0.3	1.0	0.3	0.5	1.5	2.2	0.7	0.1	3.0	9.5	1.3	4.6	7.1	2.9			
Lap 9	23	22	46	15	43	17	95	12	18	193	141	58	14	21	32	9	2	50	41	78	7	42	6	4	61	16	11	3			
		0.4	2.2	0.7	0.2	0.2	0.3	0.3	1.4	0.1	1.0	0.4	0.2	0.2	0.2	1.2	0.2	0.7	2.1	2.7	0.6	0.2	2.1	9.6	2.6	3.2	6.7	3.4			
Lap 10	23	22	46	43	15	95	12	17	18	193	141	14	58	21	32	2	9	50	41	78	7	42	6	4	61	16	11	3			
		0.9	2.0	1.1	0.5	0.2	0.1	0.3	0.8	0.1	0.9	0.7	0.1	0.4	0.3	1.4	0.2	0.1	3.0	2.6	0.6	0.2	1.4	14.0	0.1	1.3	6.4	4.2			





X30-Master

Qualifying Heat A-C Lap Time Analysis

For information purposes. No official / regulatory value

Laps	Sector 1	Sector 2	Sector 3	Lap Time
No.2 YANAGIDA Katsuhida				
1	21.349	17.498	17.009	55.856
2	19.377	17.478	16.603	53.458
3	18.525	17.092	16.537	52.154
4	18.314	16.876	16.531	51.721
5	18.261	16.981	16.681	51.923
6	18.336	17.155	16.587	52.078
7	18.523	16.982	16.443	51.948
8	18.761	16.813	16.317	51.891
9	18.419	16.725	16.443	51.587
10	18.307	16.891	16.696	51.894

Laps	Sector 1	Sector 2	Sector 3	Lap Time
No.3 BARCELONA Antonello				
1	49.973	17.666	16.993	1:24.632
2	19.396	17.583	17.000	53.979
3	18.822	17.418	16.754	52.994
4	18.865	17.114	17.013	52.992
5	19.331	16.946	16.647	52.924
6	18.589	17.063	16.505	52.157
7	18.613	17.107	16.514	52.234
8	18.667	17.043	16.720	52.430
9	18.568	16.942	16.549	52.059
10	18.557	16.906	16.768	52.231

Laps	Sector 1	Sector 2	Sector 3	Lap Time
No.4 MICHELSEN Guty				
1	38.791	18.185	16.660	1:13.636
2	18.727	17.048	16.531	52.306
3	18.698	17.081	16.594	52.373
4	18.467	16.964	16.581	52.012
5	20.194	17.259	16.632	54.085
6	18.590	16.899	16.376	51.865
7	18.420	16.944	16.437	51.801
8	18.634	16.887	16.465	51.986
9	18.487	16.945	16.665	52.097
10	19.458	17.743	18.932	56.133

Laps	Sector 1	Sector 2	Sector 3	Lap Time
No.6 COGNET Steve				
1	29.903	17.930	16.962	1:04.795
2	19.385	17.067	16.933	53.385
3	18.613	17.041	16.692	52.346
4	18.658	16.831	16.722	52.211
5	18.563	16.867	16.575	52.005

Laps	Sector 1	Sector 2	Sector 3	Lap Time
6	18.333	16.692	16.579	51.604
7	18.522	16.831	16.662	52.015
8	18.416	16.781	16.524	51.721
9	18.454	16.803	16.679	51.936
10	18.379	16.797	16.547	51.723

Laps	Sector 1	Sector 2	Sector 3	Lap Time
No.7 VIBERTI Philippe				
1	22.216	17.655	17.025	56.896
2	20.078	17.251	16.806	54.135
3	18.649	17.009	16.778	52.436
4	19.121	17.074	16.819	53.014
5	18.554	16.902	17.023	52.479
6	18.526	16.914	16.815	52.255
7	18.547	16.945	16.853	52.345
8	18.755	16.874	16.800	52.429
9	18.688	17.059	17.006	52.753
10	18.624	16.870	16.878	52.372

Laps	Sector 1	Sector 2	Sector 3	Lap Time
No.9 SIMONAGGIO Christophe				
1	21.006	17.495	16.732	55.233
2	19.810	17.089	16.986	53.885
3	19.081	17.008	16.654	52.743
4	18.514	16.771	16.658	51.943
5	18.467	16.950	16.602	52.019
6	18.517	17.029	16.622	52.168
7	18.614	16.801	16.618	52.033
8	18.427	16.852	16.433	51.712
9	18.421	16.683	16.571	51.675
10	18.417	16.872	17.092	52.381

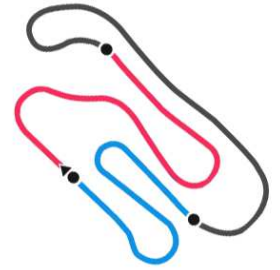
Laps	Sector 1	Sector 2	Sector 3	Lap Time
No.11 BARRIOS Mario				
1	56.067	17.715	16.920	1:30.702
2	18.936	17.152	16.623	52.711
3	18.350	16.836	16.430	51.616
4	18.435	16.792	16.544	51.771
5	18.654	16.840	16.371	51.865
6	18.356	16.738	16.439	51.533
7	18.360	16.797	16.600	51.757
8	18.285	16.725	16.401	51.411
9	18.375	16.841	16.354	51.570
10	18.374	16.689	16.359	51.422

Laps	Sector 1	Sector 2	Sector 3	Lap Time
No.12 BUSATO Jorge				
1	20.263	17.167	16.612	54.042
2	19.684	17.060	16.621	53.365
3	18.399	16.762	16.541	51.702
4	18.454	16.778	17.167	52.399
5	18.530	16.981	16.890	52.401
6	18.705	16.773	16.436	51.914
7	18.248	16.611	16.283	51.142
8	18.255	16.817	16.630	51.702
9	18.186	16.690	16.338	51.214
10	18.314	16.661	16.748	51.723

Laps	Sector 1	Sector 2	Sector 3	Lap Time
No.14 ALLEMAND Pierre				
1	21.077	17.379	16.933	55.389
2	19.766	17.253	17.085	54.104
3	18.468	17.071	16.487	52.026
4	18.389	16.880	16.468	51.737
5	18.321	16.898	16.425	51.644
6	18.469	16.923	17.079	52.471
7	18.337	16.890	16.428	51.655
8	18.322	16.874	16.339	51.535
9	18.308	17.011	16.849	52.168
10	18.341	16.701	16.419	51.461

Laps	Sector 1	Sector 2	Sector 3	Lap Time
No.15 BERVOETS Nicolas				
1	20.420	17.075	16.582	54.077
2	19.528	17.080	16.707	53.315
3	18.490	16.842	16.414	51.746
4	18.450	16.859	16.693	52.002
5	18.437	16.667	16.499	51.603
6	18.473	16.598	16.500	51.571
7	18.466	16.721	16.598	51.785
8	18.369	16.714	16.380	51.463
9	18.207	16.692	16.509	51.408
10	18.441	17.078	16.985	52.504

Laps	Sector 1	Sector 2	Sector 3	Lap Time
No.16 PASTOR Jean-Yves				
1	42.272	18.185	17.232	1:17.689
2	19.285	17.160	17.012	53.457
3	18.560	17.215	16.774	52.549
4	18.609	16.993	16.963	52.565
5	18.625	17.003	16.909	52.537



X30-Master

Qualifying Heat A-C

Lap Time Analysis

For information purposes. No official / regulatory value

Laps	Sector 1	Sector 2	Sector 3	Lap Time
6	18.491	16.940	16.763	52.194
7	18.513	17.008	16.617	52.138
8	18.544	16.978	16.699	52.221
9	18.312	16.975	16.693	51.980
10	18.373	16.809	16.518	51.700

No.17 BIELATOWICZ Pascal

1	20.301	17.258	16.615	54.174
2	19.716	17.065	16.505	53.286
3	18.401	16.836	16.536	51.773
4	18.454	16.648	16.877	51.979
5	18.394	16.792	16.345	51.531
6	18.378	16.962	16.671	52.011
7	18.396	16.870	16.368	51.634
8	18.283	16.673	16.370	51.326
9	18.203	16.638	16.487	51.328
10	18.270	16.840	17.681	52.791

No.18 RUSSEL James Jr

1	20.352	17.391	16.934	54.677
2	19.241	17.229	16.522	52.992
3	18.647	17.056	16.545	52.248
4	18.333	17.011	16.538	51.882
5	18.346	16.852	16.737	51.935
6	18.560	16.819	16.527	51.906
7	18.499	16.867	16.464	51.830
8	18.281	16.871	16.422	51.574
9	18.228	16.735	16.411	51.374
10	18.322	16.780	16.462	51.564

No.21 NIENKOTTER Leonardo

1	20.853	17.486	17.242	55.581
2	19.889	17.189	16.859	53.937
3	18.546	17.069	16.556	52.171
4	18.408	16.822	16.593	51.823
5	18.353	16.725	16.442	51.520
6	18.394	16.836	16.924	52.154
7	18.495	17.228	16.450	52.173
8	18.266	16.949	16.378	51.593
9	18.247	16.759	16.638	51.644
10	18.428	16.809	16.567	51.804

No.22 CHENILLOT David

1	19.377	17.121	16.714	53.212
2	19.759	16.926	16.562	53.247
3	18.498	17.034	16.385	51.917
4	18.327	16.797	16.440	51.564
5	18.175	16.690	16.357	51.222
6	18.176	16.752	16.337	51.265
7	18.246	16.743	16.422	51.411
8	18.078	16.691	16.351	51.120
9	18.077	16.734	16.250	51.061
10	18.221	17.027	16.535	51.783

No.23 DUCHATEAU Nicolas

1	19.334	17.150	16.731	53.215
2	19.587	17.084	16.596	53.267
3	18.489	16.854	16.406	51.749
4	18.300	16.835	16.322	51.457
5	18.250	16.693	16.402	51.345
6	18.268	16.666	16.291	51.225
7	18.286	16.629	16.369	51.284
8	18.183	16.643	16.315	51.141
9	18.200	16.601	16.290	51.091
10	18.298	16.721	16.278	51.297

No.32 NERGUTI Florian

1	21.055	17.259	16.920	55.234
2	19.988	17.021	16.650	53.659
3	18.635	16.889	16.678	52.202
4	18.451	16.800	16.616	51.867
5	18.343	16.889	16.472	51.704
6	18.305	16.716	16.844	51.865
7	18.885	16.849	16.453	52.187
8	18.397	16.750	16.474	51.621
9	18.233	16.763	16.509	51.505
10	18.465	16.738	16.684	51.887

No.36 SCHAAPHOK Wilco

1	4:15.944	18.399	17.108	4:51.451
2	18.898	17.178	16.906	52.982
3	18.600	17.135	16.906	52.641
4	18.503	16.933	16.736	52.172
5	18.579	16.959	16.812	52.350

Laps	Sector 1	Sector 2	Sector 3	Lap Time
6	18.330	16.797	16.689	51.816

No.41 BUSSERET Emmanuel

1	21.836	17.626	16.879	56.341
2	19.529	17.206	16.855	53.590
3	19.063	17.095	16.626	52.784
4	18.576	17.047	16.687	52.310
5	18.617	16.967	16.695	52.279
6	19.032	16.804	16.598	52.434
7	18.580	16.943	16.618	52.141
8	18.631	16.891	16.646	52.168
9	18.758	16.980	16.613	52.351
10	18.790	16.925	16.745	52.460

No.42 GONDARD Gaetan

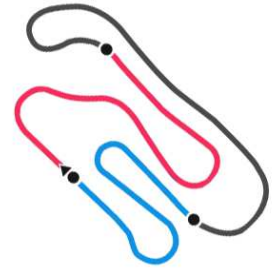
1	23.468	17.782	16.853	58.103
2	19.559	17.219	16.814	53.592
3	18.784	17.048	16.504	52.336
4	18.883	17.034	16.910	52.827
5	18.574	16.888	16.928	52.390
6	18.697	16.856	16.789	52.342
7	18.601	16.917	16.785	52.303
8	18.830	16.868	16.726	52.424
9	18.711	16.991	17.119	52.821
10	18.590	16.879	16.922	52.391

No.43 RACCAMIER Thierry

1	19.916	17.189	16.487	53.592
2	19.714	17.001	16.516	53.231
3	18.425	16.949	16.526	51.900
4	18.609	16.819	16.483	51.911
5	19.419	16.844	16.411	52.674
6	18.267	16.723	16.624	51.614
7	18.358	16.683	16.379	51.420
8	18.359	16.712	16.301	51.372
9	18.220	16.704	16.435	51.359
10	18.343	16.705	16.706	51.754

No.46 DEGOUTTE Julien

1	19.360	17.239	16.602	53.201
2	19.759	17.216	16.917	53.892
3	18.411	16.886	16.466	51.763
4	18.337	16.890	16.687	51.914



X30-Master

Qualifying Heat A-C

Lap Time Analysis

For information purposes. No official / regulatory value

Laps	Sector 1	Sector 2	Sector 3	Lap Time
5	18.246	16.946	16.303	51.495
6	18.372	16.792	16.357	51.521
7	18.373	16.806	16.379	51.558
8	18.286	16.774	16.342	51.402
9	18.223	16.821	16.361	51.405
10	18.303	16.895	16.359	51.557

No.50 DONADEI Tino

1	22.260	17.538	17.125	56.923
2	19.738	17.106	16.741	53.585
3	18.527	17.131	16.573	52.231
4	18.373	16.858	16.425	51.656
5	18.365	16.923	16.667	51.955
6	18.348	16.796	16.454	51.598
7	18.313	16.771	16.343	51.427
8	18.473	16.971	16.459	51.903
9	18.357	16.879	16.483	51.719
10	18.214	16.858	16.535	51.607

No.58 LEFEVRE Luc

1	20.456	17.435	17.598	55.489
2	19.948	17.103	16.928	53.979
3	18.657	16.911	16.544	52.112
4	18.408	16.888	16.650	51.946
5	18.322	16.730	16.447	51.499
6	18.340	16.962	17.282	52.584
7	18.420	16.851	16.442	51.713
8	18.318	16.738	16.412	51.468
9	18.264	16.813	16.463	51.540
10	18.388	17.027	16.438	51.853

No.61 PANISSET Jean-Claude

1	30.805	17.912	17.145	1:05.862
2	19.480	17.505	17.208	54.193
3	19.062	17.469	16.672	53.203
4	19.216	17.538	17.017	53.771
5	18.843	17.162	16.975	52.980
6	18.941	17.372	16.867	53.180
7	19.000	17.312	16.958	53.270
8	19.313	17.392	16.931	53.636
9	19.033	17.317	16.999	53.349
10	18.908	17.399	17.332	53.639

Laps	Sector 1	Sector 2	Sector 3	Lap Time
No.78 COLLIGNON Guy				
1	22.342	17.614	16.877	56.833
2	19.649	17.409	16.817	53.875
3	18.609	17.117	17.200	52.926
4	18.955	17.020	16.725	52.700
5	18.641	16.807	17.075	52.523
6	18.567	17.003	16.597	52.167
7	18.692	16.934	16.765	52.391
8	18.437	17.023	16.661	52.121
9	18.618	17.107	17.132	52.857
10	18.673	16.956	16.717	52.346

No.82 SVAGELI Roberto

1	32.641	27.092	23.467	1:23.200
---	---------------	---------------	---------------	-----------------

No.95 COLLINOT Cyril

1	20.305	17.392	16.648	54.345
2	19.689	17.116	16.571	53.376
3	18.724	16.969	16.626	52.319
4	18.335	16.724	16.374	51.433
5	18.421	16.929	16.547	51.897
6	18.573	16.751	16.444	51.768
7	18.329	16.576	16.441	51.346
8	18.223	16.760	16.426	51.409
9	18.247	16.599	16.484	51.330
10	18.269	16.821	16.789	51.879

No.141 NERGUTI Samy

1	21.138	17.377	16.788	55.303
2	19.727	17.231	16.706	53.664
3	18.526	16.944	16.400	51.870
4	18.574	16.892	16.345	51.811
5	18.417	16.879	16.369	51.665
6	18.648	16.796	17.144	52.588
7	18.402	16.787	16.389	51.578
8	18.335	16.787	16.374	51.496
9	18.508	16.800	16.477	51.785
10	18.335	16.720	16.372	51.427

No.193 MARTINAND Nicolas

1	20.585	17.423	16.803	54.811
2	19.526	17.076	16.594	53.196

Laps	Sector 1	Sector 2	Sector 3	Lap Time
3	18.686	17.043	16.474	52.203
4	18.392	16.830	16.484	51.706
5	18.306	16.742	17.392	52.440
6	18.819	17.131	16.657	52.607
7	18.308	16.720	16.328	51.356
8	18.307	16.753	16.406	51.466
9	18.230	16.728	16.407	51.365
10	18.305	16.796	16.430	51.531

X30-Master

Qualifying Heat A-C Starting Grid

Document 11

Subject to scrutineering & sporting investigations

50	DONADEI Tino Top-Kart / X30 / Komet		16	61	PANISSET Jean-Claude Praga / X30 / Komet	
3	BARCELONA Antonello ? / X30 / Komet		15	78	COLLIGNON Guy DR / X30 / Komet	
7	VIBERTI Philippe Maranello / X30 / Komet		14	168	MICHON Olivier Kosmic / X30 / Komet	
2	YANAGIDA Katsuhida Super Winforce / X30 / Komet		13	16	PASTOR Jean-Yves Kosmic / X30 / Komet	
42	GONDARD Gaetan Tony-Kart / X30 / Komet		12	32	NERGUTI Florian Tony-Kart / X30 / Komet	
36	SCHAAPHOK Wilco Maddox / X30 / Komet		11	82	SVAGELJ Roberto Gillard / X30 / Komet	
6	COGNET Steve ? / X30 / Komet		10	41	BUSSERET Emmanuel Alpha / X30 / Komet	
9	SIMONAGGIO Christophe Kosmic / X30 / Komet		9	11	BARRIOS Mario Gillard / X30 / Komet	
4	MICHELSEN Guty CRG / X30 / Komet		8	18	RUSSEL James Jr Parolin / X30 / Komet	
21	NIENKOTTER Leonardo LH / X30 / Komet		7	141	NERGUTI Samy Kosmic / X30 / Komet	
14	ALLEMAND Pierre PCR / X30 / Komet		6	58	LEFEVRE Luc Kosmic / X30 / Komet	
193	MARTINAND Nicolas Intrepid / X30 / Komet		5	95	COLLINOT Cyril FA / X30 / Komet	
12	BUSATO Jorge Gillard / X30 / Komet		4	17	BIELATOWICZ Pascal Exceed / X30 / Komet	
43	RACCAMIER Thierry Kosmic / X30 / Komet		3	46	DEGOUTTE Julien CRG / X30 / Komet	
22	CHENILLOT David FA / X30 / Komet		2	15	BERVOETS Nicolas Kosmic / X30 / Komet	
23	DUCHATEAU Nicolas Alpha / X30 / Komet		1			

POLE POSITION



Start : 19/10 - 14:00 10 Laps = 12,500 Km

2013 Iame International Final (FRA) 18-20/10/2013

Timing by Apex Timing



X30-Master

Qualifying Heat B-C Results

Document 15

Subject to scrutineering & sporting investigations

Rnk	No.	Entrant	Driver	Nat	Equipment	Laps	Gap	Interv.	Best Lap	Points
1	=	1	Blin Frédéric		Kosmic / X30 / Komet	10			50.970	0
2	▲1	19	RSD Karting		? / X30 / Komet	10	2.124	2.124	51.201	2
3	▲2	10	Kart Force		DR / X30 / Komet	10	2.447	0.323	51.047	3
4	=	46	OKS		CRG / X30 / Komet	10	3.130	0.683	51.119	4
5	▲1	17	Exceed		Exceed / X30 / Komet	10	3.573	0.443	51.213	5
6	▼4	15	VDK Racing		Kosmic / X30 / Komet	10	5.382	1.809	51.313	6
7	▲7	18	Russell James Jr		Parolin / X30 / Komet	10	5.505	0.123	51.386	7
8	▲4	141	Nerguti Samy		Kosmic / X30 / Komet	10	6.239	0.734	51.296	8
9	=	8	Ruffa Christian		Maranello / X30 / Komet	10	6.491	0.252	51.261	9
10	▼2	95	Collinot Cyril		FA / X30 / Komet	10	6.745	0.254	51.157	10
11	▲2	28	Montandraud		CRG / X30 / Komet	10	7.678	0.933	51.198	11
12	▼2	58	RSD Karting		Kosmic / X30 / Komet	10	8.168	0.490	51.364	12
13	▲3	11	PDB Racing Team		Gillard / X30 / Komet	10	9.215	1.047	51.159	13
14	▼7	20	Ait-Ouaret		? / X30 / Komet	10	9.446	0.231	51.470	14
15	▼4	114	Chapuis		Kosmic / X30 / Komet	10	11.584	2.138	51.469	15
16	▼1	142	IM-Racing Motorsport		Zanardi / X30 / Komet	10	12.178	0.594	51.565	16
17	▲5	32	Nerguti Florian		Tony-Kart / X30 / Komet	10	12.665	0.487	51.489	17
18	▼1	83	X30 Master		Tony-Kart / X30 / Komet	10	13.715	1.050	51.697	18
19	▲1	82	PDB Racing Team		Gillard / X30 / Komet	10	14.685	0.970	51.763	19
20	▼1	49	X30 Master		Tony-Kart / X30 / Komet	10	14.911	0.226	51.757	20
21	▲4	5	PDB Racing Team		Gillard / X30 / Komet	10	15.704	0.793	51.656	21
22	▲2	16	Racing Cars Compétition		Kosmic / X30 / Komet	10	15.946	0.242	51.709	22
23	▲8	65	Praga Kart Racing		Praga / X30 / Komet	10	16.391	0.445	52.000	23
24	▼1	26	Campi Lucero Pamela		Zanardi / X30 / Komet	10	16.483	0.092	51.748	24
25	▲3	78	Collignon Guy		DR / X30 / Komet	10	16.922	0.439	51.841	25
26	▲3	241	Praga Kart Racing		Praga / X30 / Komet	10	17.989	1.067	51.656	26
27	▼1	168	Michon		Kosmic / X30 / Komet	10	19.489	1.500	52.323	27
28	▲2	61	Panisset Jean-Claude		Praga / X30 / Komet	10	24.909	5.420	52.738	28
29	▼11	41	team Bubus'		Alpha / X30 / Komet	8	2 Laps	2 Laps	52.323	29

Not Classified

	33	Eurokarting	BUZOLLO Fernando		LH / X30 / Komet		DNS			33
	31	PDB Racing Team	OLIVARES Marco		Gillard / X30 / Komet		Excluded		52.072	34

No.31 OLIVARES Marco : Black Flag

Leaders : No.19 MATON Jérôme (1-1) / No.1 BLIN Frédéric (2-10)

Start Time : 19/10 - 11:19:33

Best Lap : No.1 BLIN Frédéric 50.970 88,28 Kph

Weather : Slightly cloudy Air : 19°C Track : Dry

Event Record : No.23 DUCHATEAU Nicolas 50.379 89,32 Kph

2013 Iame International Final (FRA) 18-20/10/2013

Page 1 / 1

Timing by Apex Timing

Apex Timing





X30-Master

Qualifying Heat B-C

For information purposes. No official / regulatory value

Lap Chart

	1	2	3	4	5	6	7	8	9	10	11	12	13	14	15	16	17	18	19	20	21	22	23	24	25	26	27	28	29	30	31
Grid	1	15	19	46	10	17	20	95	8	58	114	141	28	18	142	11	83	41	49	82	32	32	26	16	5	168	31	78	241	61	65
Start	1	19	15	46	10	20	17	95	8	58	141	18	114	28	11	142	41	49	83	82	26	32	5	16	31	241	168	78	65	61	
Lap 1 Interval	19	46	1	10	17	15	20	95	18	141	8	28	58	11	142	114	82	49	32	83	78	16	26	168	5	65	61	31	241	41	
		0.0	0.0	0.4	0.6	0.0	0.0	0.4	0.1	0.1	0.2	0.3	0.0	0.5	0.4	0.3	0.2	0.2	0.2	0.1	0.2	0.0	0.1	0.2	0.1	0.2	1.3	0.1	0.1	6.3	
Lap 2	1	19	46	10	17	15	20	18	141	8	95	58	28	11	142	114	82	49	83	32	78	26	16	65	168	5	31	61	241	41	
		0.4	0.3	0.1	0.4	0.3	0.1	0.2	0.6	0.2	0.1	0.1	0.2	0.4	0.4	0.2	0.2	0.4	0.5	0.1	0.3	0.3	0.1	0.7	0.1	0.1	0.9	0.2	0.0	6.4	
Lap 3	1	19	10	46	17	15	18	20	141	8	95	58	28	114	11	142	82	49	32	83	78	26	16	65	5	168	31	241	61	41	
		0.9	0.2	0.2	0.3	0.7	0.2	0.2	0.2	0.2	0.5	0.4	0.9	0.3	0.2	0.4	0.6	0.2	0.3	0.1	0.3	0.1	0.1	0.5	0.5	0.3	0.4	0.4	0.8	6.2	
Lap 4	1	19	10	46	17	15	18	20	141	8	95	58	28	11	114	142	82	32	83	49	78	16	65	26	5	168	31	241	61	41	
		1.2	0.2	0.3	0.3	1.0	0.1	0.4	0.2	0.2	0.2	0.4	1.2	1.1	0.2	0.0	0.2	0.7	0.4	0.8	0.1	0.1	0.4	0.1	0.1	0.4	0.1	0.2	1.7	6.0	
Lap 5	1	19	46	10	17	15	18	141	8	20	95	58	28	11	114	32	142	82	83	49	78	16	65	26	5	241	168	31	61	41	
		1.5	0.8	0.2	0.2	0.7	0.2	1.1	0.2	0.2	0.5	0.2	0.4	1.0	1.2	0.4	0.2	0.1	0.1	0.5	0.2	0.4	0.3	0.1	0.1	0.4	0.2	0.4	2.7	5.5	
Lap 6	1	19	10	46	17	15	18	141	8	20	95	58	28	11	114	32	142	82	83	49	78	16	65	5	26	241	168	31	61	41	
		1.7	0.8	0.1	0.2	0.7	0.4	1.0	0.3	0.1	0.2	0.4	0.4	1.0	1.6	0.3	0.2	0.5	0.2	0.4	0.3	0.1	0.3	0.2	0.2	0.2	0.6	0.1	3.7	4.7	
Lap 7	1	19	10	46	17	15	18	141	8	95	20	28	58	11	114	142	32	82	83	49	16	78	5	65	26	241	31	168	61	41	
		2.1	0.6	0.3	0.3	0.9	0.2	1.0	0.5	0.2	0.3	0.4	0.1	0.9	2.0	0.3	0.5	0.4	0.2	0.4	0.2	0.2	0.4	0.2	0.5	1.1	0.3	0.1	4.0	4.0	
Lap 8	1	19	10	46	17	15	18	141	8	95	20	28	58	11	114	142	32	82	83	49	16	78	5	65	26	241	168	61	31		
		2.1	0.5	0.3	0.5	1.2	0.1	1.0	0.2	0.3	0.4	0.2	0.3	0.7	2.5	0.3	0.4	0.6	0.2	0.5	0.1	0.2	0.1	0.5	0.3	1.1	1.1	4.3	3.8		
Lap 9	1	19	10	46	17	15	18	141	8	95	28	20	58	11	114	142	32	83	82	49	16	5	78	65	26	241	168	61			
		2.2	0.4	0.4	0.5	1.5	0.2	0.8	0.1	0.2	0.7	0.2	0.2	0.6	2.6	0.4	0.4	1.1	0.1	0.6	0.3	0.1	0.1	0.3	0.2	1.6	1.3	4.9			
Lap 10	1	19	10	46	17	15	18	141	8	95	28	58	11	20	114	142	32	83	82	49	5	16	65	26	78	241	168	61			
		2.1	0.3	0.6	0.4	1.8	0.1	0.7	0.2	0.2	0.9	0.4	1.0	0.2	2.1	0.5	0.4	1.0	0.9	0.2	0.7	0.2	0.4	0.0	0.4	1.0	1.5	5.4			





X30-Master

Qualifying Heat B-C

Lap Time Analysis

For information purposes. No official / regulatory value

Laps	Sector 1	Sector 2	Sector 3	Lap Time
No.1 BLIN Frédéric				
1	20.531	17.160	16.599	54.290
2	18.579	16.851	16.321	51.751
3	18.159	16.627	16.201	50.987
4	18.033	16.678	16.281	50.992
5	18.152	16.687	16.261	51.100
6	18.076	16.684	16.410	51.170
7	18.070	16.688	16.212	50.970
8	18.194	16.706	16.269	51.169
9	18.115	16.704	16.355	51.174
10	18.209	16.724	16.377	51.310

Laps	Sector 1	Sector 2	Sector 3	Lap Time
No.5 FEIJOO Alberto				
1	23.124	17.577	17.214	57.915
2	19.682	17.045	17.096	53.823
3	18.832	17.090	16.557	52.479
4	18.343	17.041	16.945	52.329
5	18.533	16.983	16.514	52.030
6	18.541	16.878	16.513	51.932
7	18.330	17.046	16.381	51.757
8	18.416	16.868	16.372	51.656
9	18.424	16.935	16.643	52.002
10	18.633	17.069	16.631	52.333

Laps	Sector 1	Sector 2	Sector 3	Lap Time
No.8 RUFFA Christian				
1	21.149	17.486	16.835	55.470
2	18.547	17.094	16.820	52.461
3	18.327	16.773	16.339	51.439
4	18.385	16.879	16.549	51.813
5	18.676	16.914	16.487	52.077
6	18.273	16.737	16.515	51.525
7	18.424	16.696	16.468	51.588
8	18.276	16.701	16.284	51.261
9	18.316	16.697	16.285	51.298
10	18.261	16.699	16.398	51.358

Laps	Sector 1	Sector 2	Sector 3	Lap Time
No.10 FOSTER Kip				
1	20.156	17.504	16.558	54.218
2	18.485	16.971	16.783	52.239
3	18.204	16.694	16.345	51.243
4	18.243	16.603	16.467	51.313
5	18.775	17.033	16.450	52.258

Laps	Sector 1	Sector 2	Sector 3	Lap Time
6	18.076	16.676	16.361	51.113
7	18.149	16.658	16.334	51.141
8	18.176	16.637	16.306	51.119
9	18.214	16.623	16.338	51.175
10	18.124	16.651	16.272	51.047

Laps	Sector 1	Sector 2	Sector 3	Lap Time
No.11 BARRIOS Mario				
1	21.226	18.102	16.600	55.928
2	18.500	17.498	16.457	52.455
3	18.587	17.259	17.069	52.915
4	18.469	16.705	17.210	52.384
5	18.360	16.790	16.423	51.573
6	18.285	16.695	16.368	51.348
7	18.294	16.825	16.304	51.423
8	18.191	16.661	16.307	51.159
9	18.358	16.751	16.276	51.385
10	18.186	16.931	16.782	51.899

Laps	Sector 1	Sector 2	Sector 3	Lap Time
No.15 BERVOETS Nicolas				
1	20.587	17.548	17.147	55.282
2	18.800	16.912	16.536	52.248
3	18.489	16.888	16.428	51.805
4	18.347	16.870	16.458	51.675
5	18.296	16.842	16.379	51.517
6	18.216	16.723	16.374	51.313
7	18.399	16.767	16.412	51.578
8	18.343	16.953	16.351	51.647
9	18.322	16.771	16.395	51.488
10	18.285	16.794	16.460	51.539

Laps	Sector 1	Sector 2	Sector 3	Lap Time
No.16 PASTOR Jean-Yves				
1	22.013	17.989	17.296	57.298
2	19.152	17.104	17.033	53.289
3	18.514	17.164	16.771	52.449
4	18.486	17.210	17.027	52.723
5	18.551	17.001	16.582	52.134
6	18.302	17.041	16.579	51.922
7	18.234	16.889	16.586	51.709
8	18.223	16.905	16.758	51.886
9	18.430	17.000	16.886	52.316
10	18.593	17.387	16.699	52.679

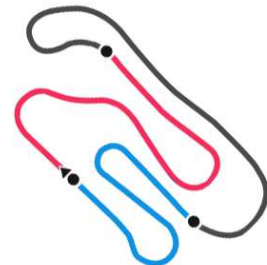
Laps	Sector 1	Sector 2	Sector 3	Lap Time
No.17 BIELATOWICZ Pascal				
1	20.288	17.553	16.745	54.586
2	18.706	16.863	16.455	52.024
3	18.305	16.663	16.373	51.341
4	18.391	16.589	16.429	51.409
5	18.310	17.006	16.485	51.801
6	18.186	16.611	16.554	51.351
7	18.287	16.690	16.402	51.379
8	18.279	16.588	16.465	51.332
9	18.239	16.556	16.418	51.213
10	18.254	16.651	16.331	51.236

Laps	Sector 1	Sector 2	Sector 3	Lap Time
No.18 RUSSEL James Jr				
1	20.044	17.613	17.128	54.785
2	18.537	17.062	16.367	51.966
3	18.359	16.845	16.399	51.603
4	18.439	16.765	16.406	51.610
5	18.306	16.871	16.378	51.555
6	18.248	16.859	16.402	51.509
7	18.283	16.776	16.385	51.444
8	18.321	16.850	16.344	51.515
9	18.345	16.839	16.442	51.626
10	18.193	16.779	16.414	51.386

Laps	Sector 1	Sector 2	Sector 3	Lap Time
No.19 MATON Jérôme				
1	20.069	17.115	16.818	54.002
2	18.941	16.921	16.479	52.341
3	18.276	16.789	16.423	51.488
4	18.308	16.622	16.398	51.328
5	18.264	16.758	16.342	51.364
6	18.247	16.701	16.419	51.367
7	18.171	16.804	16.407	51.382
8	18.260	16.632	16.309	51.201
9	18.155	16.666	16.406	51.227
10	18.272	16.584	16.350	51.206

Laps	Sector 1	Sector 2	Sector 3	Lap Time
No.20 OUARET Hakim				
1	20.323	17.565	17.062	54.950
2	18.870	17.019	16.424	52.313
3	18.767	16.904	16.418	52.089
4	18.418	17.033	16.431	51.882
5	18.782	17.072	16.872	52.726





X30-Master

Qualifying Heat B-C

Lap Time Analysis

For information purposes. No official / regulatory value

Laps	Sector 1	Sector 2	Sector 3	Lap Time
6	18.306	16.778	16.390	51.474
7	18.496	17.107	16.412	52.015
8	18.338	16.753	16.379	51.470
9	18.625	16.822	16.300	51.747
10	18.366	17.534	17.169	53.069

No.26 MARTINEZ Hernan

1	22.566	17.789	17.305	57.660
2	19.198	17.125	16.663	52.986
3	18.488	17.173	16.822	52.483
4	18.849	17.151	17.438	53.438
5	18.431	16.941	16.651	52.023
6	18.799	16.897	16.593	52.289
7	18.473	17.035	16.778	52.286
8	18.427	16.804	16.517	51.748
9	18.371	16.967	16.615	51.953
10	18.392	17.097	16.811	52.300

No.28 MONTANDRAUD Patrick

1	20.857	17.610	16.881	55.348
2	18.797	17.242	16.583	52.622
3	19.194	16.984	16.597	52.775
4	18.462	16.932	16.473	51.867
5	18.269	16.951	16.454	51.674
6	18.336	16.704	16.296	51.336
7	18.192	16.770	16.401	51.363
8	18.130	16.720	16.348	51.198
9	18.235	16.702	16.300	51.237
10	18.353	16.709	16.523	51.585

No.31 OLIVARES Marco

1	23.577	18.672	17.250	59.499
2	18.750	17.416	16.934	53.100
3	18.714	16.866	16.727	52.307
4	18.573	16.931	16.589	52.093
5	18.921	16.945	16.736	52.602
6	18.442	16.954	16.676	52.072
7	18.495	17.068	17.155	52.718

No.32 NERGUTI Florian

1	21.284	18.301	17.360	56.945
2	18.597	17.668	16.619	52.884
3	18.562	17.235	16.727	52.524

Laps	Sector 1	Sector 2	Sector 3	Lap Time
4	18.243	17.389	16.376	52.008
5	18.278	16.966	16.728	51.972
6	18.403	16.791	16.417	51.611
7	18.314	17.242	16.892	52.448
8	18.346	16.698	16.445	51.489
9	18.268	16.680	16.624	51.572
10	18.256	16.774	16.814	51.844

No.41 BUSSET Emmanuel

1	31.172	18.065	17.276	1:06.513
2	19.428	17.140	16.804	53.372
3	18.633	17.060	17.331	53.024
4	18.706	17.155	16.872	52.733
5	19.004	17.058	16.680	52.742
6	18.633	16.891	16.799	52.323
7	18.776	16.951	16.759	52.486
8	18.695	16.841	16.965	52.501

No.46 DEGOUTTE Julien

1	20.072	17.169	16.650	53.891
2	18.519	17.546	16.572	52.637
3	18.445	16.734	16.449	51.628
4	18.187	16.772	16.447	51.406
5	18.325	16.930	16.378	51.633
6	18.168	16.751	16.642	51.561
7	18.178	16.735	16.425	51.338
8	18.125	16.756	16.238	51.119
9	18.145	16.679	16.389	51.213
10	18.227	16.673	16.412	51.312

No.49 BORZACCHIELLO Alban

1	21.304	18.460	17.161	56.925
2	18.780	17.033	16.639	52.452
3	18.506	17.782	16.616	52.904
4	18.426	18.289	16.914	53.629
5	18.430	16.885	16.442	51.757
6	18.555	16.889	16.646	52.090
7	18.279	16.981	16.690	51.950
8	18.368	16.872	16.724	51.964
9	18.413	17.052	16.646	52.111
10	18.387	16.956	16.695	52.038

No.58 LEFEVRE Luc

1	21.429	17.746	16.654	55.829
2	18.502	16.978	16.792	52.272
3	18.864	16.764	16.483	52.111
4	18.235	16.824	16.482	51.541
5	18.378	17.163	16.903	52.444
6	18.211	16.707	16.446	51.364
7	18.196	16.963	16.771	51.930
8	18.314	16.673	16.405	51.392
9	18.228	16.891	16.344	51.463
10	18.229	16.864	16.444	51.537

No.61 PANISSET Jean-Claude

1	23.069	18.205	17.321	58.595
2	18.807	17.679	17.001	53.487
3	18.967	17.314	17.042	53.323
4	18.745	17.334	16.784	52.863
5	18.871	17.361	17.058	53.290
6	18.748	17.349	16.957	53.054
7	18.950	17.317	16.956	53.223
8	18.558	17.217	16.963	52.738
9	18.878	17.398	16.925	53.201
10	18.875	17.184	16.740	52.799

No.65 HYDE Ronnie

1	22.945	17.807	17.017	57.769
2	19.067	17.229	17.008	53.304
3	18.623	16.873	16.669	52.165
4	18.421	17.100	17.138	52.659
5	18.417	16.898	16.685	52.000
6	18.383	17.046	16.585	52.014
7	18.407	17.037	16.717	52.161
8	18.352	17.018	16.637	52.007
9	18.522	16.988	16.492	52.002
10	18.505	17.152	16.809	52.466

No.78 COLLIGNON Guy

1	21.575	17.858	17.500	56.933
2	18.966	17.058	16.810	52.834
3	18.749	17.020	16.888	52.657
4	18.445	17.133	17.326	52.904
5	18.512	16.806	16.523	51.841

X30-Master

Qualifying Heat B-C

Lap Time Analysis

For information purposes. No official / regulatory value

Laps	Sector 1	Sector 2	Sector 3	Lap Time
6	18.611	17.019	16.535	52.165
7	18.736	16.806	16.606	52.148
8	18.362	16.834	16.680	51.876
9	18.456	16.937	16.973	52.366
10	18.785	17.132	17.455	53.372

No.82 SVAGELJ Roberto

1	21.305	18.145	17.079	56.529
2	18.652	17.123	16.509	52.284
3	18.778	17.804	16.555	53.137
4	18.345	16.810	16.675	51.830
5	18.818	17.383	16.872	53.073
6	18.742	16.870	16.470	52.082
7	18.245	16.694	17.089	52.028
8	18.420	16.925	16.418	51.763
9	18.383	17.176	16.687	52.246
10	18.711	16.870	16.913	52.494

No.83 CASOLA Laurent

1	21.748	18.180	17.385	57.313
2	18.665	17.176	16.678	52.519
3	18.560	17.316	16.983	52.859
4	18.377	17.278	16.655	52.310
5	18.460	16.815	16.730	52.005
6	18.774	16.927	16.533	52.234
7	18.202	16.808	16.954	51.964
8	18.554	16.834	16.453	51.841
9	18.370	16.768	16.648	51.786
10	18.488	16.816	16.393	51.697

No.95 COLLINOT Cyril

1	20.423	17.667	17.122	55.212
2	18.511	17.375	17.231	53.117
3	18.619	16.790	16.409	51.818
4	18.318	16.687	16.501	51.506
5	18.803	17.238	16.623	52.664
6	18.258	16.563	16.355	51.176
7	18.416	16.760	16.242	51.418
8	18.325	16.595	16.412	51.332
9	18.137	16.694	16.326	51.157
10	18.232	16.675	16.502	51.409

No.114 CHAPUIS Jean-Claude

1	21.561	18.224	17.034	56.819
2	18.522	17.057	16.782	52.361
3	18.476	16.810	16.679	51.965
4	18.385	16.810	17.662	52.857
5	19.063	16.909	16.631	52.603
6	18.436	16.750	16.542	51.728
7	18.370	17.001	16.512	51.883
8	18.307	16.763	16.527	51.597
9	18.265	16.726	16.478	51.469
10	18.403	16.809	16.455	51.667

No.141 NERGUTI Samy

1	20.786	17.140	17.079	55.005
2	18.662	17.023	16.748	52.433
3	18.371	16.623	16.455	51.449
4	18.416	16.633	16.786	51.835
5	18.804	16.703	16.554	52.061
6	18.296	16.571	16.502	51.369
7	18.246	16.765	16.453	51.464
8	18.354	16.748	16.423	51.525
9	18.319	16.624	16.423	51.366
10	18.327	16.634	16.335	51.296

No.142 ENGELI Markus

1	20.868	18.136	17.118	56.122
2	18.610	17.154	16.686	52.450
3	19.144	17.337	16.501	52.982
4	18.417	16.884	16.906	52.207
5	18.828	17.247	17.124	53.199
6	18.472	16.759	16.442	51.673
7	18.252	16.893	16.458	51.603
8	18.272	16.874	16.435	51.581
9	18.327	16.737	16.501	51.565
10	18.418	16.900	16.519	51.837

No.168 MICHON Olivier

1	22.495	17.723	17.304	57.522
2	19.240	17.186	17.364	53.790
3	18.837	17.401	16.733	52.971
4	18.609	17.140	16.626	52.375
5	18.487	17.182	16.654	52.323

Laps	Sector 1	Sector 2	Sector 3	Lap Time
6	18.539	17.044	16.788	52.371
7	18.399	17.098	17.541	53.038
8	18.615	17.126	16.675	52.416
9	18.511	17.211	16.858	52.580
10	18.518	17.208	16.641	52.367

No.241 FISHER Kurt

1	23.336	19.052	17.183	59.571
2	18.675	17.724	16.846	53.245
3	19.002	17.043	16.365	52.410
4	18.330	16.906	16.692	51.928
5	18.220	16.856	16.580	51.656
6	18.469	16.880	16.656	52.005
7	18.262	17.109	17.803	53.174
8	18.316	16.922	16.535	51.773
9	18.320	16.853	17.220	52.393
10	18.458	16.801	16.910	52.169

65	HYDE Ronnie Praga / X30 / Komet		16	61	PANISSET Jean-Claude Praga / X30 / Komet	
241	FISHER Kurt Praga / X30 / Komet		15	78	COLLIGNON Guy DR / X30 / Komet	
31	OLIVARES Marco Gillard / X30 / Komet		14	168	MICHON Olivier Kosmic / X30 / Komet	
5	FEIJOO Alberto Gillard / X30 / Komet		13	16	PASTOR Jean-Yves Kosmic / X30 / Komet	
26	MARTINEZ Hernan Zanardi / X30 / Komet		12	32	NERGUTI Florian Tony-Kart / X30 / Komet	
33	BUZOLLO Fernando LH / X30 / Komet		11	82	SVAGELJ Roberto Gillard / X30 / Komet	
49	BORZACCHIELLO Alban Tony-Kart / X30 / Komet		10	41	BUSSERET Emmanuel Alpha / X30 / Komet	
83	CASOLA Laurent Tony-Kart / X30 / Komet		9	11	BARRIOS Mario Gillard / X30 / Komet	
142	ENGELI Markus Zanardi / X30 / Komet		8	18	RUSSEL James Jr Parolin / X30 / Komet	
28	MONTANDRAUD Patrick CRG / X30 / Komet		7	141	NERGUTI Samy Kosmic / X30 / Komet	
114	CHAPUIS Jean-Claude Kosmic / X30 / Komet		6	58	LEFEVRE Luc Kosmic / X30 / Komet	
8	RUFFA Christian Maranello / X30 / Komet		5	95	COLLINOT Cyril FA / X30 / Komet	
20	OUARET Hakim ? / X30 / Komet		4	17	BIELATOWICZ Pascal Exceed / X30 / Komet	
10	FOSTER Kip DR / X30 / Komet		3	46	DEGOUTTE Julien CRG / X30 / Komet	
19	MATON Jérôme ? / X30 / Komet		2	15	BERVOETS Nicolas Kosmic / X30 / Komet	
1	BLIN Frédéric Kosmic / X30 / Komet		1			

POLE POSITION



Start : 19/10 - 11:00 10 Laps = 12,500 Km

2013 Iame International Final (FRA) 18-20/10/2013

Page 1 / 1

Timing by Apex Timing

Apex Timing

X30-Master

Qualifying Heat A-B Results

Document 12

Subject to scrutineering & sporting investigations

Rnk	No.	Entrant	Driver	Nat	Equipment	Laps	Gap	Interv.	Best Lap	Points
1	=	Alpha Karting	DUCHATEAU Nicolas		Alpha / X30 / Komet	10			50.859	0
2	▲1	Chenillot	CHENILLOT David		FA / X30 / Komet	10	0.348	0.348	50.890	2
3	▲2	Raccamier	RACCAMIER Thierry		Kosmic / X30 / Komet	10	0.533	0.185	50.799	3
4	▲2	Kart Force	FOSTER Kip		DR / X30 / Komet	10	3.439	2.906	51.087	4
5	▼1	RSD Karting	MATON Jérôme		? / X30 / Komet	10	3.940	0.501	50.926	5
6	▲3	Martinand Nicolas	MARTINAND Nicolas		Intrepid / X30 / Komet	10	4.150	0.210	50.954	6
7	=	CKS Kart Racing	BUSATO Jorge		Gillard / X30 / Komet	10	4.303	0.153	51.035	7
8	▲3	Allemand Pierre	ALLEMAND Pierre		PCR / X30 / Komet	10	6.693	2.390	51.249	8
9	▲5	Montandraud	MONTANDRAUD Patrick		CRG / X30 / Komet	10	7.161	0.468	51.142	9
10	▲3	Nienkotter	NIENKOTTER Leonardo		LH / X30 / Komet	10	7.379	0.218	51.205	10
11	▲4	Savani Competition	MICHELSSEN Guty		CRG / X30 / Komet	10	7.526	0.147	51.046	11
12	▼4	Ait-Ouaret	OUARET Hakim		? / X30 / Komet	10	8.341	0.815	51.291	12
13	▼1	Chapuis	CHAPUIS Jean-Claude		Kosmic / X30 / Komet	10	9.069	0.728	51.272	13
14	▲17	Donadei Tino	DONADEI Tino		Top-Kart / X30 / Komet	10	10.895	1.826	51.015	14
15	▲2	RSD Karting	SIMONAGGIO Christophe		Kosmic / X30 / Komet	10	11.152	0.257	51.461	15
16	▼6	Ruffa Christian	RUFFA Christian		Maranello / X30 / Komet	10	11.321	0.169	51.223	16
17	▼1	IM-Racing Motorsport	ENGELI Markus		Zanardi / X30 / Komet	10	13.465	2.144	51.464	17
18	▲3	Schaaphok	SCHAAPHOK Wilco		Maddox / X30 / Komet	10	13.857	0.392	51.666	18
19	=	X30 Gentleman	COGNET Steve		? / X30 / Komet	10	14.580	0.723	51.607	19
20	=	X30 Master	BORZACCHIELLO Alban		Tony-Kart / X30 / Komet	10	15.129	0.549	51.413	20
21	▲3	Campi Lucero Pamela	MARTINEZ Hernan		Zanardi / X30 / Komet	10	15.359	0.230	51.444	21
22	▲4	PDB Racing Team	FEIJOO Alberto		Gillard / X30 / Komet	10	15.571	0.212	51.457	22
23	▲2	Super Winforce RT	YANAGIDA Katsuhida		Super Winforce / X30 / Komet	10	15.804	0.233	51.409	23
24	▲4	PDB Racing Team	OLIVARES Marco		Gillard / X30 / Komet	10	16.530	0.726	51.605	24
25	▼3	Eurokarting	BUZOLLO Fernando		LH / X30 / Komet	10	16.690	0.160	51.612	25
26	▲3	TK Racing	BARCELLONA Antonello		? / X30 / Komet	10	17.865	1.175	51.751	26
27	▲5	Praga Kart Racing	HYDE Ronnie		Praga / X30 / Komet	10	20.120	2.255	51.926	27
28	▲2	Praga Kart Racing	FISHER Kurt		Praga / X30 / Komet	10	20.550	0.430	51.844	28
29	▼11	X30 Master	CASOLA Laurent		Tony-Kart / X30 / Komet	10	20.688	0.138	51.599	29
30	▼3	Viberti Philippe	VIBERTI Philippe		Maranello / X30 / Komet	10	21.133	0.445	51.666	30
31	▼8	Motor's	GONDARD Gaetan		Tony-Kart / X30 / Komet	10	22.339	1.206	52.108	31

Not Classified

	1	Blin Frédéric	BLIN Frédéric		Kosmic / X30 / Komet		DNS			33
--	---	---------------	---------------	--	----------------------	--	-----	--	--	----

Leaders : No.23 DUCHATEAU Nicolas (1-10)

Start Time : 18/10 - 15:42:52

Best Lap : No.43 RACCAMIER Thierry 50.799 88,58 Kph

Weather : Slightly cloudy Air : 18°C Track : Dry

Event Record : No.23 DUCHATEAU Nicolas 50.379 89,32 Kph

2013 Iame International Final (FRA) 18-20/10/2013

Page 1 / 1

Timing by Apex Timing

Apex Timing



X30-Master

Qualifying Heat A-B

For information purposes. No official / regulatory value

Lap Chart

	1	2	3	4	5	6	7	8	9	10	11	12	13	14	15	16	17	18	19	20	21	22	23	24	25	26	27	28	29	30	31	32
Grid	23	X	22	19	43	10	12	20	193	8	14	114	21	28	4	142	9	83	6	49	36	33	42	26	2	5	7	31	3	241	50	65
Start	23	22	43	19	12	10	193	20	14	8	21	28	114	4	142	9	33	6	26	36	49	5	42	83	31	2	241	7	65	3	50	
Lap 1 Interval	23	22	43	12	10	19	193	20	21	28	14	9	4	8	114	36	142	49	6	33	26	5	50	2	31	3	42	241	65	7	83	
Lap 2	23	22	43	12	10	19	193	20	21	28	14	9	4	8	114	36	142	49	6	26	50	5	33	2	31	3	42	241	65	83	7	
Lap 3	23	22	43	12	19	10	193	20	21	28	14	9	4	8	114	36	142	49	6	26	50	5	31	33	2	3	42	65	241	83	7	
Lap 4	23	22	43	12	19	10	193	20	21	14	28	4	114	9	8	142	36	49	50	26	6	5	31	33	2	3	42	65	83	241	7	
Lap 5	23	22	43	12	10	19	193	21	14	20	28	4	114	9	8	142	50	36	49	26	6	5	31	33	2	3	42	65	83	241	7	
Lap 6	23	22	43	10	12	19	193	21	14	28	20	4	114	9	8	50	142	36	49	26	6	5	31	2	33	3	42	65	241	7	83	
Lap 7	23	22	43	10	19	12	193	14	21	28	20	4	114	9	8	50	36	142	49	6	26	5	31	2	33	3	65	42	241	83	7	
Lap 8	23	22	43	10	19	12	193	14	21	28	4	20	114	9	50	8	36	142	6	49	26	5	2	31	33	3	65	241	83	42	7	
Lap 9	23	22	43	10	19	12	193	14	21	28	4	20	114	9	50	8	36	142	6	49	26	5	2	31	33	3	65	241	83	7	42	
Lap 10	23	22	43	10	19	193	12	14	28	21	4	20	114	50	9	8	142	36	6	49	26	5	2	31	33	3	65	241	83	7	42	





X30-Master

Qualifying Heat A-B

Lap Time Analysis

For information purposes. No official / regulatory value

Laps	Sector 1	Sector 2	Sector 3	Lap Time
No.2 YANAGIDA Katsuhida				
1	22.428	18.359	17.380	58.167
2	18.617	17.127	16.953	52.697
3	19.150	17.276	16.629	53.055
4	18.334	16.940	16.681	51.955
5	18.350	16.989	16.719	52.058
6	18.542	17.106	16.458	52.106
7	18.190	16.741	16.478	51.409
8	18.301	16.834	16.657	51.792
9	18.282	16.769	16.385	51.436
10	18.227	16.962	16.420	51.609

Laps	Sector 1	Sector 2	Sector 3	Lap Time
No.3 BARCELONA Antonello				
1	22.678	18.532	17.394	58.604
2	19.075	17.291	16.868	53.234
3	18.876	16.921	16.716	52.513
4	18.584	17.106	16.536	52.226
5	18.603	16.949	16.525	52.077
6	18.533	16.956	16.377	51.866
7	18.484	17.026	16.481	51.991
8	18.413	16.853	16.610	51.876
9	18.431	16.900	16.420	51.751
10	18.518	16.825	16.536	51.879

Laps	Sector 1	Sector 2	Sector 3	Lap Time
No.4 MICHELSEN Guty				
1	21.142	17.683	16.871	55.696
2	18.485	16.787	16.727	51.999
3	18.411	16.838	16.639	51.888
4	18.278	17.090	16.406	51.774
5	18.157	16.669	16.225	51.051
6	18.235	16.608	16.523	51.366
7	18.291	16.746	16.415	51.452
8	18.155	17.168	16.311	51.634
9	18.165	16.627	16.254	51.046
10	18.180	16.737	16.315	51.232

Laps	Sector 1	Sector 2	Sector 3	Lap Time
No.5 FEIJOO Alberto				
1	22.101	18.452	17.140	57.693
2	18.761	17.350	16.839	52.950
3	18.329	17.047	16.807	52.183
4	18.331	16.738	16.388	51.457
5	18.467	17.094	16.637	52.198

Laps	Sector 1	Sector 2	Sector 3	Lap Time
6	18.355	16.817	16.514	51.686
7	18.232	16.945	16.750	51.927
8	18.420	16.904	16.718	52.042
9	18.478	16.856	16.663	51.997
10	18.366	17.267	16.441	52.074

Laps	Sector 1	Sector 2	Sector 3	Lap Time
No.6 COGNET Steve				
1	22.126	18.168	16.989	57.283
2	18.780	16.971	16.781	52.532
3	18.539	16.817	16.602	51.958
4	18.699	17.220	16.635	52.554
5	18.820	17.059	16.576	52.455
6	18.402	16.696	16.509	51.607
7	18.335	16.968	16.524	51.827
8	18.355	16.741	16.591	51.687
9	18.387	16.844	16.774	52.005
10	18.464	16.828	16.563	51.855

Laps	Sector 1	Sector 2	Sector 3	Lap Time
No.7 VIBERTI Philippe				
1	23.742	18.246	17.913	59.901
2	19.035	17.325	17.547	53.907
3	18.928	16.992	16.594	52.514
4	18.788	16.841	16.881	52.510
5	18.459	16.721	16.698	51.878
6	18.538	16.805	17.172	52.515
7	18.580	16.841	17.067	52.488
8	18.542	16.969	16.828	52.339
9	18.468	16.802	16.509	51.779
10	18.337	16.803	16.526	51.666

Laps	Sector 1	Sector 2	Sector 3	Lap Time
No.8 RUFFA Christian				
1	21.764	17.515	16.869	56.148
2	18.525	16.899	16.651	52.075
3	18.439	16.885	16.551	51.875
4	18.343	17.313	17.424	53.080
5	18.325	16.709	16.791	51.825
6	18.276	16.903	16.760	51.939
7	18.349	16.673	16.291	51.313
8	18.281	17.344	16.260	51.885
9	18.206	16.600	16.417	51.223
10	18.335	16.713	16.822	51.870

Laps	Sector 1	Sector 2	Sector 3	Lap Time
No.9 SIMONAGGIO Christophe				
1	21.164	17.353	16.650	55.167
2	18.378	17.058	16.801	52.237
3	18.434	16.803	16.624	51.861
4	18.338	17.575	17.349	53.262
5	18.354	16.658	16.800	51.812
6	18.341	16.771	16.556	51.668
7	18.434	16.711	16.384	51.529
8	18.321	16.661	16.479	51.461
9	18.322	16.677	16.571	51.570
10	18.317	16.824	16.927	52.068

Laps	Sector 1	Sector 2	Sector 3	Lap Time
No.10 FOSTER Kip				
1	20.086	17.043	16.640	53.769
2	18.384	17.015	16.339	51.738
3	18.190	16.626	16.931	51.747
4	18.265	16.561	16.300	51.126
5	18.198	16.499	16.404	51.101
6	18.176	16.621	16.348	51.145
7	18.188	16.634	16.355	51.177
8	18.209	16.506	16.372	51.087
9	18.177	16.564	16.366	51.107
10	18.218	17.033	16.350	51.601

Laps	Sector 1	Sector 2	Sector 3	Lap Time
No.12 BUSATO Jorge				
1	19.910	17.077	16.587	53.574
2	18.381	16.745	16.495	51.621
3	18.298	16.567	16.417	51.282
4	18.273	16.713	16.373	51.359
5	18.302	16.736	16.477	51.515
6	18.270	16.677	16.878	51.825
7	18.395	16.642	16.357	51.394
8	18.063	16.532	16.440	51.035
9	18.075	16.564	16.424	51.063
10	18.070	16.999	16.879	51.948

Laps	Sector 1	Sector 2	Sector 3	Lap Time
No.14 ALLEMAND Pierre				
1	21.020	17.292	16.623	54.935
2	18.487	17.525	16.634	52.646
3	18.412	16.755	16.405	51.572
4	18.333	16.722	16.292	51.347
5	18.179	16.768	16.331	51.278



X30-Master

Qualifying Heat A-B

Lap Time Analysis

For information purposes. No official / regulatory value

Laps	Sector 1	Sector 2	Sector 3	Lap Time
6	18.228	16.712	16.405	51.345
7	18.259	16.694	16.341	51.294
8	18.284	16.799	16.372	51.455
9	18.148	16.769	16.332	51.249
10	18.319	16.806	16.419	51.544

No.19 MATON Jérôme

1	20.280	17.067	16.933	54.280
2	18.425	16.937	16.345	51.707
3	18.226	16.528	16.516	51.270
4	18.186	16.626	16.360	51.172
5	18.244	16.590	16.722	51.556
6	18.107	16.633	16.721	51.461
7	18.166	16.529	16.231	50.926
8	18.110	16.561	16.347	51.018
9	18.166	16.546	16.320	51.032
10	18.219	17.135	16.632	51.986

No.20 OUARET Hakim

1	20.496	17.212	16.657	54.365
2	18.520	16.989	16.475	51.984
3	18.645	16.929	16.357	51.931
4	18.441	17.047	16.264	51.752
5	18.429	17.218	16.413	52.060
6	18.402	17.054	16.504	51.960
7	18.337	16.703	16.422	51.462
8	18.210	17.541	16.298	52.049
9	18.341	16.679	16.271	51.291
10	18.244	16.700	16.615	51.559

No.21 NIENKOTTER Leonardo

1	20.428	17.225	16.706	54.359
2	18.554	17.590	16.500	52.644
3	18.335	16.868	16.448	51.651
4	18.376	16.733	16.464	51.573
5	18.227	16.680	16.298	51.205
6	18.267	16.754	16.452	51.473
7	18.213	17.048	16.493	51.754
8	18.170	16.836	16.394	51.400
9	18.196	16.717	16.378	51.291
10	18.211	16.806	16.887	51.904

No.22 CHENILLOT David

1	19.411	16.937	16.369	52.717
2	18.269	16.664	16.386	51.319
3	18.274	16.658	16.311	51.243
4	18.294	16.608	16.336	51.238
5	18.139	16.542	16.372	51.053
6	18.097	16.521	16.330	50.948
7	18.099	16.509	16.300	50.908
8	18.062	16.509	16.319	50.890
9	18.084	16.518	16.589	51.191
10	18.317	16.665	16.554	51.536

No.23 DUCHATEAU Nicolas

1	19.188	16.879	16.400	52.467
2	18.292	16.813	16.330	51.435
3	18.221	16.646	16.347	51.214
4	18.217	16.692	16.263	51.172
5	18.226	16.592	16.276	51.094
6	18.125	16.608	16.270	51.003
7	18.145	16.523	16.275	50.943
8	18.124	16.493	16.242	50.859
9	18.129	16.619	16.600	51.348
10	18.286	16.691	16.354	51.331

No.26 MARTINEZ Hernan

1	22.664	18.148	17.024	57.836
2	18.521	16.994	16.514	52.029
3	18.537	16.843	16.608	51.988
4	18.299	16.966	16.882	52.147
5	18.913	16.954	16.563	52.430
6	18.241	16.784	16.419	51.444
7	18.285	17.010	17.058	52.353
8	18.391	16.906	16.813	52.110
9	18.425	16.835	16.715	51.975
10	18.532	16.863	16.705	52.100

No.28 MONTANDRAUD Patrick

1	20.631	17.179	16.623	54.433
2	18.538	17.590	16.606	52.734
3	18.329	16.697	16.459	51.485
4	18.374	17.072	16.363	51.809
5	18.209	16.875	16.351	51.435

6	18.379	16.800	16.491	51.670
7	18.210	16.637	16.575	51.422
8	18.125	16.675	16.342	51.142
9	18.262	16.614	16.433	51.309
10	18.172	16.708	16.559	51.439

No.31 OLIVARES Marco

1	22.674	18.567	17.192	58.433
2	18.576	17.151	16.894	52.621
3	18.642	16.903	16.526	52.071
4	18.416	16.999	16.591	52.006
5	18.515	16.917	16.597	52.029
6	18.476	16.869	16.666	52.011
7	18.476	16.797	16.724	51.997
8	18.495	16.795	17.105	52.395
9	18.420	16.797	16.388	51.605
10	18.255	16.978	16.648	51.881

No.33 BUZOLLO Fernando

1	22.472	18.400	16.927	57.799
2	18.976	17.272	17.354	53.602
3	18.818	17.036	16.958	52.812
4	18.544	16.941	16.649	52.134
5	18.397	17.021	16.850	52.268
6	18.560	17.511	16.501	52.572
7	18.222	16.958	16.432	51.612
8	18.153	16.809	16.863	51.825
9	18.347	16.852	16.541	51.740
10	18.249	16.884	16.493	51.626

No.36 SCHAAPHOK Wilco

1	21.369	17.987	16.868	56.224
2	18.690	16.948	16.685	52.323
3	18.499	16.910	16.772	52.181
4	18.806	16.862	16.721	52.389
5	18.418	16.856	16.883	52.157
6	18.350	16.809	16.673	51.832
7	18.334	17.021	16.524	51.879
8	18.381	16.762	16.523	51.666
9	18.415	16.745	16.627	51.787
10	18.418	17.121	16.782	52.321

X30-Master

Qualifying Heat A-B

Lap Time Analysis

For information purposes. No official / regulatory value

Laps	Sector 1	Sector 2	Sector 3	Lap Time
No.42 GONDARD Gaetan				
1	22.439	19.069	17.690	59.198
2	19.400	17.295	16.881	53.576
3	18.615	17.117	16.657	52.389
4	18.555	16.994	16.635	52.184
5	18.521	17.147	16.440	52.108
6	18.411	16.853	16.871	52.135
7	19.053	17.520	16.790	53.363
8	18.502	17.800	16.814	53.116
9	18.965	16.961	16.625	52.551
10	18.522	17.034	16.775	52.331

Laps	Sector 1	Sector 2	Sector 3	Lap Time
No.43 RACCAMIER Thierry				
1	19.393	16.893	16.453	52.739
2	18.306	16.705	16.341	51.352
3	18.241	16.593	16.423	51.257
4	18.132	16.666	16.384	51.182
5	18.215	16.477	16.367	51.059
6	18.147	16.539	16.328	51.014
7	18.168	16.490	16.410	51.068
8	18.108	16.469	16.222	50.799
9	18.008	16.529	16.420	50.957
10	18.311	16.709	16.555	51.575

Laps	Sector 1	Sector 2	Sector 3	Lap Time
No.49 BORZACCHIELLO Alban				
1	21.087	18.495	17.155	56.737
2	18.698	17.017	16.744	52.459
3	18.300	17.025	16.638	51.963
4	18.547	16.866	16.830	52.243
5	19.139	16.885	16.389	52.413
6	18.161	16.816	16.436	51.413
7	18.486	17.084	16.836	52.406
8	18.264	17.251	16.757	52.272
9	18.218	16.798	17.041	52.057
10	18.372	16.896	16.694	51.962

Laps	Sector 1	Sector 2	Sector 3	Lap Time
No.50 DONADEI Tino				
1	22.317	18.181	16.894	57.392
2	18.722	16.904	16.495	52.121
3	18.401	16.704	16.503	51.608
4	18.376	16.789	16.473	51.638
5	18.385	16.599	16.392	51.376

Laps	Sector 1	Sector 2	Sector 3	Lap Time
6	18.173	16.507	16.932	51.612
7	18.139	16.612	16.264	51.015
8	18.051	16.986	16.309	51.346
9	18.093	16.640	16.498	51.231
10	18.275	16.758	16.536	51.569
No.65 HYDE Ronnie				
1	23.237	18.480	17.584	59.301
2	19.326	17.342	17.384	54.052
3	18.541	16.979	16.632	52.152
4	18.374	16.916	16.636	51.926
5	18.385	17.100	16.522	52.007
6	18.391	16.831	16.854	52.076
7	19.098	17.008	16.737	52.843
8	18.461	16.946	16.651	52.058
9	18.432	16.976	16.597	52.005
10	18.539	16.935	16.498	51.972

Laps	Sector 1	Sector 2	Sector 3	Lap Time
No.83 CASOLA Laurent				
1	23.285	19.076	17.883	1:00.244
2	19.044	17.360	17.234	53.638
3	18.566	17.033	16.679	52.278
4	18.631	16.886	16.688	52.205
5	18.374	16.719	16.571	51.664
6	18.411	16.788	18.318	53.517
7	18.678	16.770	16.517	51.965
8	18.542	17.009	16.470	52.021
9	18.284	16.747	16.568	51.599
10	18.679	16.854	16.621	52.154

Laps	Sector 1	Sector 2	Sector 3	Lap Time
No.114 CHAPUIS Jean-Claude				
1	21.724	17.563	16.836	56.123
2	18.555	16.942	16.707	52.204
3	18.345	16.830	16.644	51.819
4	18.332	17.152	16.832	52.316
5	18.249	16.825	16.400	51.474
6	18.288	16.659	16.421	51.368
7	18.231	16.676	16.365	51.272
8	18.208	16.750	16.381	51.339
9	18.412	16.586	16.364	51.362
10	18.268	16.674	16.526	51.468

Laps	Sector 1	Sector 2	Sector 3	Lap Time
No.142 ENGELI Markus				
1	22.152	17.976	16.824	56.952
2	18.980	16.890	16.517	52.387
3	18.600	16.813	16.661	52.074
4	18.615	16.784	16.492	51.891
5	18.207	16.616	16.641	51.464
6	18.296	16.875	17.556	52.727
7	18.661	17.122	16.687	52.470
8	18.248	16.879	16.444	51.571
9	18.329	16.767	16.550	51.646
10	18.491	16.797	16.517	51.805

Laps	Sector 1	Sector 2	Sector 3	Lap Time
No.193 MARTINAND Nicolas				
1	20.286	16.965	17.011	54.262
2	18.408	16.768	16.376	51.552
3	18.239	16.604	16.647	51.490
4	18.367	16.609	16.270	51.246
5	18.167	16.601	16.409	51.177
6	18.296	16.584	16.629	51.509
7	18.397	16.607	16.453	51.457
8	18.152	16.530	16.309	50.991
9	18.146	16.527	16.281	50.954
10	18.135	16.877	16.613	51.625

Laps	Sector 1	Sector 2	Sector 3	Lap Time
No.241 FISHER Kurt				
1	23.207	18.443	17.539	59.189
2	19.319	17.420	16.976	53.715
3	18.800	17.019	17.020	52.839
4	18.606	17.302	16.694	52.602
5	18.473	16.838	16.592	51.903
6	18.641	16.953	16.777	52.371
7	18.587	16.965	16.752	52.304
8	18.459	17.214	16.383	52.056
9	18.378	16.849	16.617	51.844
10	18.639	16.839	16.644	52.122

X30-Master

Qualifying Heat A-B Starting Grid

Document 9

Subject to scrutineering & sporting investigations

50	DONA DEI Tino Top-Kart / X30 / Komet		16	65	HYDE Ronnie Praga / X30 / Komet	
3	BARCELONA Antonello ? / X30 / Komet		15	241	FISHER Kurt Praga / X30 / Komet	
7	VIBERTI Philippe Maranello / X30 / Komet		14	31	OLIVARES Marco Gillard / X30 / Komet	
2	YANAGIDA Katsuhida Super Winforce / X30 / Komet		13	5	FEIJOO Alberto Gillard / X30 / Komet	
42	GONDARD Gaetan Tony-Kart / X30 / Komet		12	26	MARTINEZ Hernan Zanardi / X30 / Komet	
36	SCHAAPHOK Wilco Maddox / X30 / Komet		11	33	BUZOLLO Fernando LH / X30 / Komet	
6	COGNET Steve ? / X30 / Komet		10	49	BORZACCHIELLO Alban Tony-Kart / X30 / Komet	
9	SIMONAGGIO Christophe Kosmic / X30 / Komet		9	83	CASOLA Laurent Tony-Kart / X30 / Komet	
4	MICHELS EN Guty CRG / X30 / Komet		8	142	ENGELI Markus Zanardi / X30 / Komet	
21	NIENKOTTER Leonardo LH / X30 / Komet		7	28	MONTANDRAUD Patrick CRG / X30 / Komet	
14	ALLEMAND Pierre PCR / X30 / Komet		6	114	CHAPUIS Jean-Claude Kosmic / X30 / Komet	
193	MARTINAND Nicolas Intrepid / X30 / Komet		5	8	RUFFA Christian Maranello / X30 / Komet	
12	BUSATO Jorge Gillard / X30 / Komet		4	20	OUARET Hakim ? / X30 / Komet	
43	RACCAMIER Thierry Kosmic / X30 / Komet		3	10	FOSTER Kip DR / X30 / Komet	
22	CHENILLOT David FA / X30 / Komet		2	19	MATON Jérôme ? / X30 / Komet	
23	DUCHATEAU Nicolas Alpha / X30 / Komet		1	1	BLIN Frédéric Kosmic / X30 / Komet	

POLE POSITION



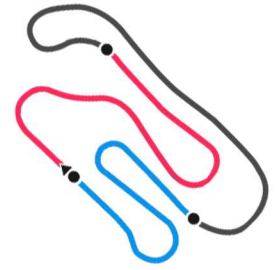
Start : 18/10 - 15:40 10 Laps = 12,500 Km

2013 Iame International Final (FRA) 18-20/10/2013

Timing by Apex Timing

Page 1 / 1

Apex Timing



QUALIFYING PRACTICE

IAME
INTERNATIONAL FINAL

JOIN THE EVENT OF THE YEAR!

October 17th/20st - 2013

ACTUA
CIRCUIT DE LYON

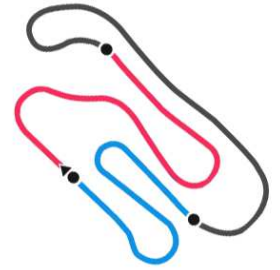
WWW.X30WORLD.COM/IAME.INTERNATIONAL.FINAL

INFO: K.C. Pays d'Olmès et Mirepoix - Karting Circuit La Plana - 09600 Algaes-Yves - France
Mail: victoryconcept@hotmail.com - Phone: +33 (0)5 63 54 86 74 / +33 (0)6 85 10 95 92

OFFICIAL SPONSOR

freem komet IAME The heart of kart stilo WZADOL





X30-Master

Qualifying Practice (QP) Results

Document 8.1 OFFICIAL

Subject to scrutineering & sporting investigations

Rnk	No.	Entrant	Driver	Nat	Equipment	QPS1	QPS2	Time	Gap	Laps	Group
1	23	Alpha Karting	DUCHATEAU Nicolas	FRA	Alpha / X30 / Komet	50.379	-	50.379		12	A
2	1	Blin Frédéric	BLIN Frédéric	FRA	Kosmic / X30 / Komet	50.471	-	50.471	0.092	4	B
3	15	VDK Racing	BERVOETS Nicolas	BEL	Kosmic / X30 / Komet	-	50.582	50.582	0.203	12	C
4	22	Chenillot	CHENILLOT David	FRA	FA / X30 / Komet	-	50.658	50.658	0.279	11	A
5	19	RSD Karting	MATON Jérôme	BEL	? / X30 / Komet	-	50.679	50.679	0.300	12	B
6	46	OKS	DEGOUTTE Julien	FRA	CRG / X30 / Komet	-	50.699	50.699	0.320	12	C
7	43	Raccamier	RACCAMIER Thierry	FRA	Kosmic / X30 / Komet	50.725	-	50.725	0.346	12	A
8	10	Kart Force	FOSTER Kip	AUS	DR / X30 / Komet	50.772	-	50.772	0.393	12	B
9	17	Exceed	BIELATOWICZ Pascal	FRA	Exceed / X30 / Komet	50.821	-	50.821	0.442	12	C
10	12	CKS Kart Racing	BUSATO Jorge	HKG	Gillard / X30 / Komet	50.858	-	50.858	0.479	12	A
11	20	Ait-Ouaret	OUARET Hakim	FRA	? / X30 / Komet	-	50.859	50.859	0.480	11	B
12	95	Collinot Cyril	COLLINOT Cyril	FRA	FA / X30 / Komet	50.889	-	50.889	0.510	12	C
13	193	Martinand Nicolas	MARTINAND Nicolas	FRA	Intrepid / X30 / Komet	50.923	-	50.923	0.544	11	A
14	8	Ruffa Christian	RUFFA Christian	FRA	Maranello / X30 / Komet	50.942	-	50.942	0.563	12	B
15	58	RSD Karting	LEFEVRE Luc	BEL	Kosmic / X30 / Komet	-	50.956	50.956	0.577	12	C
16	14	Allemand Pierre	ALLEMAND Pierre	FRA	PCR / X30 / Komet	-	51.022	51.022	0.643	12	A
17	114	Chapuis	CHAPUIS Jean-Claude	FRA	Kosmic / X30 / Komet	51.033	-	51.033	0.654	11	B
18	141	Nerguti Samy	NERGUTI Samy	FRA	Kosmic / X30 / Komet	51.042	-	51.042	0.663	12	C
19	21	Nienkotter	NIENKOTTER Leonardo	BRA	LH / X30 / Komet	-	51.065	51.065	0.686	12	A
20	28	Montandraud	MONTANDRAUD Patrick	FRA	CRG / X30 / Komet	-	51.079	51.079	0.700	12	B
21	18	Russell James Jr	RUSSEL James Jr	USA	Parolin / X30 / Komet	51.081	-	51.081	0.702	9	C
22	4	Savani Competition	MICHELSEN Guty	PER	CRG / X30 / Komet	-	51.087	51.087	0.708	11	A
23	142	IM-Racing Motorsport	ENGELI Markus	CHE	Zanardi / X30 / Komet	51.092	-	51.092	0.713	10	B
24	11	PDB Racing Team	BARRIOS Mario	PER	Gillard / X30 / Komet	-	51.125	51.125	0.746	11	C
25	9	RSD Karting	SIMONAGGIO Christophe	FRA	Kosmic / X30 / Komet	51.132	-	51.132	0.753	12	A
26	83	X30 Master	CASOLA Laurent	FRA	Tony-Kart / X30 / Komet	-	51.189	51.189	0.810	12	B
27	41	team Bubus'	BUSSERET Emmanuel	FRA	Alpha / X30 / Komet	-	51.197	51.197	0.818	12	C
28	6	X30 Gentleman	COGNET Steve	FRA	? / X30 / Komet	-	51.229	51.229	0.850	12	A
29	49	X30 Master	BORZACCHIELLO Alban	FRA	Tony-Kart / X30 / Komet	51.230	-	51.230	0.851	11	B
30	82	PDB Racing Team	SVAGELJ Roberto	PER	Gillard / X30 / Komet	-	51.247	51.247	0.868	11	C
31	36	Schaaphok	SCHAAPHOK Wilco	NLD	Maddox / X30 / Komet	51.294	-	51.294	0.915	10	A
32	33	Eurokarting	BUZOLLO Fernando	BRA	LH / X30 / Komet	-	51.344	51.344	0.965	12	B
33	32	Nerguti Florian	NERGUTI Florian	FRA	Tony-Kart / X30 / Komet	-	51.440	51.440	1.061	12	C
34	42	Motor's	GONDARD Gaetan	FRA	Tony-Kart / X30 / Komet	51.462	-	51.462	1.083	12	A
35	26	Campi Lucero Pamela	MARTINEZ Hernan	CHI	Zanardi / X30 / Komet	51.469	-	51.469	1.090	12	B
36	16	Racing Cars Compétition	PASTOR Jean-Yves	FRA	Kosmic / X30 / Komet	51.485	-	51.485	1.106	12	C
37	2	Super Winforce RT	YANAGIDA Katsuhida	JPN	Super Winforce / X30 / Komet	51.508	-	51.508	1.129	11	A
38	5	PDB Racing Team	FEIJOO Alberto	PER	Gillard / X30 / Komet	-	51.513	51.513	1.134	11	B
39	168	Michon	MICHON Olivier	FRA	Kosmic / X30 / Komet	-	51.553	51.553	1.174	12	C
40	7	Viberti Philippe	VIBERTI Philippe	FRA	Maranello / X30 / Komet	51.604	-	51.604	1.225	11	A

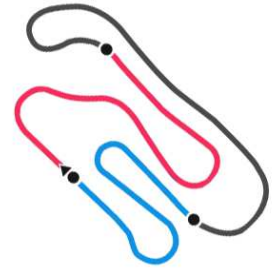
Gap Between Series : 100.40%

2013 Iame International Final (FRA) 18-20/10/2013

Timing by Apex Timing

Apex Timing





X30-Master

Qualifying Practice (QP) Results

Document 8.1 OFFICIAL

Subject to scrutineering & sporting investigations

Rnk	No.	Entrant	Driver	Nat	Equipment	QPS1	QPS2	Time	Gap	Laps	Group
41	31	PDB Racing Team	OLIVARES Marco		Gillard / X30 / Komet	-	51.701	51.701	1.322	12	B
42	78	Collignon Guy	COLLIGNON Guy		DR / X30 / Komet	51.720	-	51.720	1.341	12	C
43	3	TK Racing	BARCELLONA Antonello		? / X30 / Komet	51.844	-	51.844	1.465	11	A
44	241	Praga Kart Racing	FISHER Kurt		Praga / X30 / Komet	-	51.951	51.951	1.572	10	B
45	61	Panisset Jean-Claude	PANISSET Jean-Claude		Praga / X30 / Komet	52.687	-	52.687	2.308	11	C
Not Classified											
	50	Donadei Tino	DONADEI Tino		Top-Kart / X30 / Komet	-	Excluded				A
	65	Praga Kart Racing	HYDE Ronnie		Praga / X30 / Komet	-	Excluded				B

Gap Between Series : 100.40%

2013 Iame International Final (FRA) 18-20/10/2013

Page 2 / 2

Timing by Apex Timing

Apex Timing





X30-Master

Qualifying Practice Series 2 (QPS2)

Document 7.1

Results

Subject to scrutineering & sporting investigations

Rnk	No.	Entrant	Driver	Nat	Equipment	Sector 1	Sector 2	Sector 3	Time	Gap	Laps
1	15	VDK Racing	BERVOETS Nicolas		Kosmic / X30 / Komet	17.924	16.448	16.210	50.582		12
2	22	Chenillot	CHENILLOT David		FA / X30 / Komet	18.031	16.465	16.162	50.658	0.076	11
3	19	RSD Karting	MATON Jérôme		? / X30 / Komet	18.064	16.411	16.204	50.679	0.097	12
4	46	OKS	DEGOUTTE Julien		CRG / X30 / Komet	18.043	16.479	16.177	50.699	0.117	12
5	20	Ait-Ouaret	OUARET Hakim		? / X30 / Komet	18.116	16.533	16.210	50.859	0.277	11
6	58	RSD Karting	LEFEVRE Luc		Kosmic / X30 / Komet	18.145	16.568	16.243	50.956	0.374	12
7	14	Allemand Pierre	ALLEMAND Pierre		PCR / X30 / Komet	18.172	16.564	16.286	51.022	0.440	12
8	21	Nienkotter	NIENKOTTER Leonardo		LH / X30 / Komet	18.225	16.662	16.178	51.065	0.483	12
9	28	Montandraud	MONTANDRAUD Patrick		CRG / X30 / Komet	18.068	16.687	16.324	51.079	0.497	12
10	4	Savani Competition	MICHELSSEN Guty		CRG / X30 / Komet	18.199	16.606	16.282	51.087	0.505	11
11	11	PDB Racing Team	BARRIOS Mario		Gillard / X30 / Komet	18.171	16.581	16.373	51.125	0.543	11
12	83	X30 Master	CASOLA Laurent		Tony-Kart / X30 / Komet	18.092	16.683	16.414	51.189	0.607	12
13	41	team Bubus'	BUSSERET Emmanuel		Alpha / X30 / Komet	18.200	16.639	16.358	51.197	0.615	12
14	6	X30 Gentleman	COGNET Steve		? / X30 / Komet	18.207	16.543	16.479	51.229	0.647	12
15	82	PDB Racing Team	SVAGELJ Roberto		Gillard / X30 / Komet	18.258	16.667	16.322	51.247	0.665	11
16	33	Eurokarting	BUZOLLO Fernando		LH / X30 / Komet	18.187	16.691	16.466	51.344	0.762	12
17	32	Nerguti Florian	NERGUTI Florian		Tony-Kart / X30 / Komet	18.375	16.736	16.329	51.440	0.858	12
18	5	PDB Racing Team	FEIJOO Alberto		Gillard / X30 / Komet	18.257	16.806	16.450	51.513	0.931	11
19	168	Michon	MICHON Olivier		Kosmic / X30 / Komet	18.332	16.802	16.419	51.553	0.971	12
20	31	PDB Racing Team	OLIVARES Marco		Gillard / X30 / Komet	18.401	16.831	16.469	51.701	1.119	12
21	241	Praga Kart Racing	FISHER Kurt		Praga / X30 / Komet	18.428	16.952	16.571	51.951	1.369	10

Not Classified

50	Donadei Tino	DONADEI Tino		Top-Kart / X30 / Komet	18.134	16.471	16.300	Excluded		
65	Praga Kart Racing	HYDE Ronnie		Praga / X30 / Komet	18.334	16.776	16.455	Excluded		

No.50 DONADEI Tino : Excluded for technical non conformity. According to Stewards' Decision No.9.

No.65 HYDE Ronnie : Excluded for technical non conformity. According to Stewards' Decision No.10.

Start Time : 18/10 - 12:14:53

Best Lap : No.15 BERVOETS Nicolas

50.582 88,96 Kph

Weather : Sunny Air : 13°C Track : Dry

Event Record : No.23 DUCHATEAU Nicolas

50.379 89,32 Kph

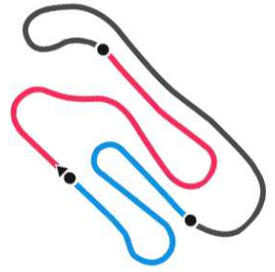
2013 Iame International Final (FRA) 18-20/10/2013

Page 1 / 1

Timing by Apex Timing

Apex Timing





DOCUMENT N° 10
DÉCISION DES COMMISSAIRES SPORTIFS
STEWARDS' DECISION

PÉNALITÉ INFLIGÉE AU CONCURRENT (NOM) : **Praga Kart Racing**
 PENALTY INFLICTED UPON THE ENTRANT (NAME):
 NATIONALITÉ / NATIONALITY:
 N°: **65** PILOTE : **HYDE Ronnie**
 No.: DRIVER :

Concerne la partie de l'Épreuve : **X30-Master - Qualifying Practice Series 2**
 Concerns the part of the event:

ÉNONCÉ / STATEMENT:
Exclusion from the above Heat/Race/Session concerned

MOTIF / REASON:
 After the session concerned, the kart was checked with technical non conformity (reported by the Technical Delegate). Having considered the report from Technical Delegate and after hearing the Entrant concerned, the Steward feel that this fact contravenes art 2.16 and 2.17 CIK Technical Regulations. The Steward take this decision in accordance with art 152 and 153 FIA International Sporting Code.

Décision annoncée Date / Date: **18/10/2013** Heure / Time: **13:19**
Decision announced

Nom / Name Signature

Président du Collège / Chairman of the Panel:
 Bernard Navarro (FRA) :

Membres du Collège / Members of the Panel:
 Hervé Lemenager (FRA) :

Jean-Claude Sanchez (FRA) :

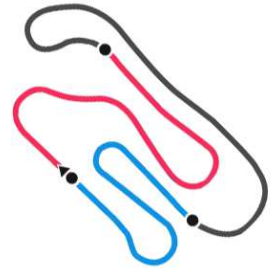
NOTIFICATION AU CONCURRENT CONCERNÉ / NOTIFICATION TO THE RELEVANT ENTRANT

Je soussigné :
 I undersigned: Nom personnel / personal name

Représentant du Concurrent : **Praga Kart Racing**
 Representing the Entrant: Nom du Concurrent / Entrant's name

Certifie avoir reçu notification du document N° **10** des Commissaires Sportifs de l'Épreuve.
 Certify that I have been notified of document No. by the Stewards of the Meeting.

Date : Heure / Time: Signature :



DOCUMENT N° 9
DÉCISION DES COMMISSAIRES SPORTIFS
STEWARDS' DECISION

PÉNALITÉ INFLIGÉE AU CONCURRENT (NOM) : **Donadei Tino**
 PENALTY INFLICTED UPON THE ENTRANT (NAME):
 NATIONALITÉ / NATIONALITY:
 N°: **50** PILOTE : **DONADEI Tino**
 No.: DRIVER :

Concerne la partie de l'Épreuve : **X30-Master - Qualifying Practice Series 2**
 Concerns the part of the event:

ÉNONCÉ / STATEMENT:
Exclusion from the above Heat/Race/Session concerned

MOTIF / REASON:
 After the session concerned, the kart was checked with technical non conformity regarding petrol (reported by the Technical Delegate). Having considered the report from Technical Delegate and after hearing the Entrant concerned, the Steward feel that this fact contravenes art 2.16 and 2.17 CIK Technical Regulations. The Steward take this decision in accordance with art 152 and 153 FIA International Sporting Code.

Décision annoncée Date / Date: **18/10/2013** Heure / Time: **13:14**
 Decision announced

Nom / Name Signature

Président du Collège / Chairman of the Panel:
Bernard Navarro (FRA) :

Membres du Collège / Members of the Panel:
Hervé Lemenager (FRA) :

Jean-Claude Sanchez (FRA) :

NOTIFICATION AU CONCURRENT CONCERNÉ / NOTIFICATION TO THE RELEVANT ENTRANT

Je soussigné :
 I undersigned: Nom personnel / personal name

Représentant du Concurrent : **Donadei Tino**
 Representing the Entrant: Nom du Concurrent / Entrant's name

Certifie avoir reçu notification du document N° **9** des Commissaires Sportifs de l'Épreuve.
 Certify that I have been notified of document No. by the Stewards of the Meeting.

Date : Heure / Time: Signature :



X30-Master

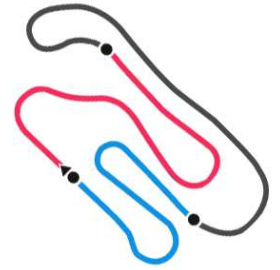
Qualifying Practice Series 2 (QPS2)

For information purposes. No official / regulatory value

Best Sectors Analysis

S1			S2			S3			Ideal Lap Times						
Rnk	No.	Time	Rnk	No.	Time	Rnk	No.	Time	Rnk	No.	Driver	Nat	Ideal Lap	Best Lap	Diff.
1	15	17.907	1	15	16.387	1	22	16.128	1	15	BERVOETS Nicolas	BEL	50.445	50.582	0.137
2	22	17.973	2	19	16.411	2	46	16.147	2	22	CHENILLOT David	FRA	50.566	50.658	0.092
3	46	18.009	3	22	16.465	3	15	16.151	3	19	MATON Jérôme	BEL	50.629	50.679	0.050
4	14	18.033	4	58	16.477	4	19	16.154	4	46	DEGOUTTE Julien	FRA	50.635	50.699	0.064
5	19	18.064	5	46	16.479	5	20	16.166	5	28	MONTANDRAUD Patrick	FRA	50.782	51.079	0.297
6	28	18.068	6	41	16.515	6	21	16.178	6	20	OUARET Hakim	FRA	50.815	50.859	0.044
7	4	18.077	7	28	16.524	7	28	16.190	6	14	ALLEMAND Pierre	FRA	50.815	51.022	0.207
8	21	18.085	8	20	16.533	8	14	16.218	8	58	LEFEVRE Luc	BEL	50.843	50.956	0.113
9	83	18.092	9	6	16.543	9	58	16.243	9	21	NIENKOTTER Leonardo	BRA	50.920	51.065	0.145
10	20	18.116	10	14	16.564	10	33	16.249	10	4	MICHELSSEN Guty	PER	50.960	51.087	0.127
11	58	18.123	11	11	16.581	11	11	16.279	11	83	CASOLA Laurent	FRA	51.002	51.189	0.187
12	11	18.171	12	4	16.601	12	4	16.282	12	11	BARRIOS Mario	PER	51.031	51.125	0.094
13	6	18.174	13	83	16.612	13	83	16.298	13	41	BUSSERET Emmanuel	FRA	51.055	51.197	0.142
14	33	18.175	14	82	16.641	14	82	16.322	14	33	BUZOLLO Fernando	BRA	51.115	51.344	0.229
15	82	18.178	15	21	16.657	15	32	16.329	15	6	COGNET Steve	FRA	51.138	51.229	0.091
16	41	18.200	16	32	16.678	16	41	16.340	16	82	SVAGELJ Roberto	PER	51.141	51.247	0.106
17	5	18.222	17	33	16.691	17	168	16.348	17	32	NERGUTI Florian	FRA	51.363	51.440	0.077
18	241	18.289	18	241	16.747	18	5	16.376	18	5	FEIJOO Alberto	PER	51.404	51.513	0.109
19	168	18.331	19	168	16.755	19	6	16.421	19	168	MICHON Olivier	FRA	51.434	51.553	0.119
20	32	18.356	20	31	16.793	20	31	16.456	20	241	FISHER Kurt	USA	51.607	51.951	0.344
21	31	18.361	21	5	16.806	21	241	16.571	21	31	OLIVARES Marco	PER	51.610	51.701	0.091





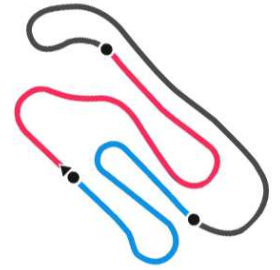
X30-Master

Qualifying Practice Series 2 (QPS2)

Lap Time Analysis

For information purposes. No official / regulatory value

Laps	Sector 1	Sector 2	Sector 3	Lap Time	Laps	Sector 1	Sector 2	Sector 3	Lap Time	Laps	Sector 1	Sector 2	Sector 3	Lap Time
No.4 MICHELSEN Guty					No.11 BARRIOS Mario					No.19 MATON Jérôme				
1	20.288	18.452	16.850	55.590	1	20.507	17.592	16.839	54.938	1	20.318	17.425	16.817	54.560
2	18.974	16.847	16.409	52.230	2	18.675	16.946	16.586	52.207	2	18.524	16.599	16.314	51.437
3	18.406	16.865	16.449	51.720	3	18.418	16.749	16.394	51.561	3	18.443	16.589	16.240	51.272
4	18.482	16.880	16.413	51.775	4	18.344	16.635	16.326	51.305	4	18.175	16.506	16.285	50.966
5	18.279	16.817	16.543	51.639	5	18.297	16.595	16.302	51.194	5	18.164	16.628	16.248	51.040
6	18.319	16.896	16.571	51.786	6	18.326	16.623	16.350	51.299	6	18.193	16.417	16.157	50.767
7	18.490	17.013	16.555	52.058	7	18.238	16.636	16.304	51.178	7	18.162	16.510	16.290	50.962
8	18.264	16.653	16.328	51.245	8	18.319	16.648	16.279	51.246	8	18.064	16.411	16.204	50.679
9	18.199	16.606	16.282	51.087	9	18.171	16.581	16.373	51.125	9	18.154	16.498	16.182	50.834
10	18.122	16.601	16.371	51.094	10	18.295	16.616	16.302	51.213	10	18.093	16.468	16.305	50.866
11	18.077	16.863	16.342	51.282	11	18.193	16.662	16.305	51.160	11	18.401	16.831	16.230	51.462
										12	18.239	16.629	16.154	51.022
No.5 FEIJOO Alberto					No.14 ALLEMAND Pierre					No.20 OUARET Hakim				
1	24.703	20.795	17.306	1:02.804	1	20.713	17.799	16.948	55.460	1	21.929	18.644	17.447	58.020
2	19.088	17.458	16.931	53.477	2	18.822	16.811	16.511	52.144	2	19.152	16.955	16.494	52.601
3	19.251	17.506	16.780	53.537	3	18.163	16.956	16.455	51.574	3	18.296	16.696	16.258	51.250
4	18.690	16.938	16.743	52.371	4	18.033	16.755	16.482	51.270	4	18.201	16.579	16.238	51.018
5	18.516	17.186	16.820	52.522	5	18.512	16.843	16.237	51.592	5	18.165	16.612	16.205	50.982
6	18.519	16.806	16.428	51.753	6	18.172	16.564	16.286	51.022	6	18.116	16.533	16.210	50.859
7	18.343	16.859	16.533	51.735	7	18.101	16.740	16.361	51.202	7	18.182	16.650	16.277	51.109
8	18.292	16.864	16.376	51.532	8	18.134	16.784	16.268	51.186	8	18.359	16.721	16.313	51.393
9	18.437	16.878	16.609	51.924	9	18.138	16.787	16.340	51.265	9	18.173	16.674	16.166	51.013
10	18.222	16.890	16.437	51.549	10	18.117	16.728	16.400	51.245	10	18.133	16.754	16.527	51.414
11	18.257	16.806	16.450	51.513	11	18.092	16.765	16.218	51.075	11	18.133	16.754	16.527	51.414
					12	18.147	16.743	16.252	51.142	12	18.219	16.596	16.260	51.075
No.6 COGNET Steve					No.15 BERVOETS Nicolas					No.21 NIENKOTTER Leonardo				
1	20.484	17.696	17.015	55.195	1	20.258	17.252	16.540	54.050	1	20.564	17.583	16.652	54.799
2	18.810	16.847	16.659	52.316	2	18.262	16.687	16.329	51.278	2	19.238	17.219	16.426	52.883
3	18.844	16.853	16.639	52.336	3	18.261	16.839	16.203	51.303	3	18.252	16.779	16.321	51.352
4	18.351	16.826	16.551	51.728	4	18.120	16.449	16.317	50.886	4	18.210	16.816	16.311	51.337
5	18.311	16.877	16.421	51.609	5	17.958	16.521	16.252	50.731	5	18.233	16.713	16.312	51.258
6	18.207	16.543	16.479	51.229	6	18.018	16.886	16.273	51.177	6	18.085	16.695	16.386	51.166
7	18.416	18.151	16.742	53.309	7	18.093	16.483	16.268	50.844	7	18.135	16.671	16.327	51.133
8	18.385	16.756	16.455	51.596	8	17.924	16.448	16.210	50.582	8	18.185	16.804	16.313	51.302
9	18.174	16.603	16.482	51.259	9	17.950	16.492	16.151	50.593	9	18.269	16.898	16.323	51.490
10	18.280	16.569	16.496	51.345	10	18.134	16.387	16.232	50.753	10	18.225	16.662	16.178	51.065
11	18.204	16.656	16.630	51.490	11	17.907	16.494	16.198	50.599	11	18.133	16.657	16.323	51.113
12	18.287	16.557	16.427	51.271	12	18.025	16.579	16.214	50.818	12	18.144	16.731	16.462	51.337



X30-Master

Qualifying Practice Series 2 (QPS2)

Lap Time Analysis

For information purposes. No official / regulatory value

Laps	Sector 1	Sector 2	Sector 3	Lap Time	Laps	Sector 1	Sector 2	Sector 3	Lap Time	Laps	Sector 1	Sector 2	Sector 3	Lap Time
No.22 CHENILLOT David														
1	20.062	17.294	16.756	54.112										
2	18.540	17.168	16.489	52.197										
3	18.176	16.538	16.287	51.001										
4	18.163	16.511	16.444	51.118										
5	18.012	16.537	16.271	50.820										
6	18.031	16.465	16.162	50.658										
7	18.039	16.483	16.136	50.658										
8	17.973	16.514	16.213	50.700										
9	18.032	16.526	16.128	50.686										
10	18.009	16.530	16.149	50.688										
11	18.065	16.553	16.228	50.846										
No.28 MONTANDRAUD Patrick														
1	21.474	19.906	17.364	58.744										
2	18.895	16.827	16.470	52.192										
3	18.351	16.650	16.444	51.445										
4	18.156	16.945	16.190	51.291										
5	18.144	18.463	16.335	52.942										
6	18.230	16.543	16.361	51.134										
7	18.070	17.103	16.318	51.491										
8	18.068	16.687	16.324	51.079										
9	18.235	16.576	16.608	51.419										
10	18.124	16.524	16.503	51.151										
11	18.107	17.086	16.359	51.552										
12	18.190	16.725	16.364	51.279										
No.31 OLIVARES Marco														
1	21.358	18.278	17.437	57.073										
2	18.711	17.068	16.661	52.440										
3	18.382	17.202	16.723	52.307										
4	18.440	16.992	16.608	52.040										
5	18.527	17.205	16.921	52.653										
6	18.361	16.972	16.569	51.902										
7	18.364	17.001	16.456	51.821										
8	18.535	16.952	16.960	52.447										
9	18.401	16.831	16.469	51.701										
10	18.371	16.856	17.021	52.248										
11	18.373	16.793	16.745	51.911										
12	18.434	17.088	16.717	52.239										
No.32 NERGUTI Florian														
1	21.442	20.600	17.452	59.494										
2	19.572	17.126	16.467	53.165										
3	18.530	17.075	16.608	52.213										
4	18.405	16.745	16.617	51.767										
5	18.389	16.732	16.464	51.585										
6	18.372	16.678	16.536	51.586										
7	18.373	16.707	16.538	51.618										
8	18.666	17.067	16.669	52.402										
9	18.377	16.721	16.718	51.816										
10	18.460	16.880	16.390	51.730										
11	18.375	16.736	16.329	51.440										
12	18.356	16.849	16.500	51.705										
No.33 BUZZOLLO Fernando														
1	21.330	18.235	17.146	56.711										
2	18.946	17.029	16.720	52.695										
3	18.549	17.180	16.500	52.229										
4	18.987	16.968	16.675	52.630										
5	18.456	16.884	16.301	51.641										
6	18.399	16.709	17.226	52.334										
7	18.330	17.071	16.249	51.650										
8	18.332	16.744	16.325	51.401										
9	18.175	16.728	16.594	51.497										
10	18.187	16.691	16.466	51.344										
11	18.204	17.456	16.319	51.979										
12	18.334	16.747	16.385	51.466										
No.41 BUSSERET Emmanuel														
1	21.927	18.054	17.468	57.449										
2	27.961	17.264	16.786	1:02.011										
3	18.703	16.852	16.757	52.312										
4	18.559	16.726	16.498	51.783										
5	18.406	16.601	16.402	51.409										
6	18.367	16.604	16.365	51.336										
7	18.386	16.515	16.516	51.417										
8	18.296	16.562	16.424	51.282										
9	18.346	16.649	16.340	51.335										
10	18.284	16.786	16.387	51.457										
11	18.422	16.625	16.495	51.542										
12	18.200	16.639	16.358	51.197										
No.46 DEGOUTTE Julien														
1	21.383	20.395	17.595	59.373										
2	19.338	16.897	17.858	54.093										
3	18.243	16.586	16.356	51.185										
4	18.112	16.578	16.356	51.046										
5	18.043	16.479	16.177	50.699										
6	18.009	16.603	16.220	50.832										
7	18.118	17.042	16.235	51.395										
8	18.077	16.600	16.202	50.879										
9	18.198	16.561	16.339	51.098										
10	18.201	16.563	16.226	50.990										
11	18.053	16.589	16.147	50.789										
12	18.138	16.749	16.187	51.074										
No.50 DONADEI Tino														
1	22.699	18.157	16.893	57.749										
2	18.357	16.896	16.322	51.575										
3	18.242	16.701	16.296	51.239										
4	18.169	16.694	16.100	50.963										
5	18.211	16.624	16.505	51.340										
6	18.114	16.517	16.304	50.935										
7	18.134	16.471	16.300	50.905										
8	18.185	16.535	16.433	51.153										
9	20.237	19.393	16.770	56.400										
10	18.347	16.625	16.182	51.154										
11	18.105	16.684	16.423	51.212										
No.58 LEFEVRE Luc														
1	20.426	17.620	16.816	54.862										
2	18.566	16.731	16.475	51.772										
3	18.249	16.756	16.419	51.424										
4	18.123	16.477	16.508	51.108										
5	18.307	16.530	16.338	51.175										
6	18.211	16.611	16.316	51.138										
7	18.145	16.568	16.243	50.956										
8	18.390	16.524	16.456	51.370										
9	18.230	16.667	16.443	51.340										
10	18.345	16.672	16.291	51.308										
11	18.287	16.669	16.394	51.350										
12	18.427	16.671	16.342	51.440										



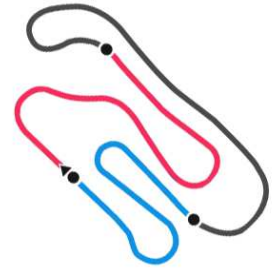
X30-Master

Qualifying Practice Series 2 (QPS2)

For information purposes. No official / regulatory value

Lap Time Analysis

Laps	Sector 1	Sector 2	Sector 3	Lap Time	Laps	Sector 1	Sector 2	Sector 3	Lap Time
No.65 HYDE Ronnie					No.168 MICHON Olivier				
1	21.997	18.171	17.574	57.742	1	21.949	18.574	17.663	58.186
2	18.904	17.131	16.753	52.788	2	19.014	17.029	16.662	52.705
3	18.514	16.853	16.549	51.916	3	18.366	16.755	16.465	51.586
4	18.609	17.092	17.479	53.180	4	18.337	16.875	16.348	51.560
5	18.436	16.996	16.508	51.940	5	18.332	16.802	16.419	51.553
6	18.405	16.773	16.542	51.720	6	18.340	16.871	16.541	51.752
7	18.604	16.608	16.758	51.970	7	18.590	17.024	16.725	52.339
8	18.603	16.632	16.587	51.822	8	18.419	16.908	16.492	51.819
9	18.487	16.723	16.435	51.645	9	18.331	17.091	16.588	52.010
10	18.283	16.768	16.547	51.598	10	18.470	17.162	16.531	52.163
11	18.334	16.776	16.455	51.565	11	18.407	17.207	16.738	52.352
					12	18.359	16.853	16.476	51.688
No.82 SVAGELJ Roberto					No.241 FISHER Kurt				
1	21.452	21.391	17.221	1:00.064	1	21.998	18.019	17.679	57.696
2	18.681	16.923	16.624	52.228	2	19.218	16.955	16.922	53.095
3	18.307	18.536	16.994	53.837	3	18.428	16.952	16.571	51.951
4	18.356	16.857	16.408	51.621	4	18.407	16.872	16.754	52.033
5	18.178	16.859	17.142	52.179	5	18.435	16.980	16.596	52.011
6	20.273	16.779	16.447	53.499	6	18.471	16.913	16.640	52.024
7	18.258	16.667	16.322	51.247	7	18.427	16.747	17.147	52.321
8	18.336	16.686	16.609	51.631	8	18.661	16.853	16.628	52.142
9	18.178	16.792	16.351	51.321	9	18.544	16.839	16.660	52.043
10	18.231	16.641	16.655	51.527	10	18.289	17.050	16.879	52.218
11	18.388	17.001	16.550	51.939					
No.83 CASOLA Laurent									
1	21.572	18.165	17.035	56.772					
2	19.157	16.940	16.529	52.626					
3	18.503	16.696	16.298	51.497					
4	18.464	17.252	16.504	52.220					
5	18.182	16.910	16.755	51.847					
6	18.161	16.757	16.372	51.290					
7	18.975	16.990	17.563	53.528					
8	19.156	16.730	16.519	52.405					
9	18.296	16.612	16.395	51.303					
10	18.092	16.683	16.414	51.189					
11	18.231	16.794	16.767	51.792					
12	18.380	16.782	16.579	51.741					



X30-Master

Qualifying Practice Series 1 (QPS1) Results

Document 6

Subject to scrutineering & sporting investigations

Rnk	No.	Entrant	Driver	Nat	Equipment	Sector 1	Sector 2	Sector 3	Time	Gap	Laps
1	23	Alpha Karting	DUCHATEAU Nicolas		Alpha / X30 / Komet	17.943	16.340	16.096	50.379		12
2	1	Blin Frédéric	BLIN Frédéric		Kosmic / X30 / Komet	17.919	16.422	16.130	50.471	0.092	4
3	43	Raccamier	RACCAMIER Thierry		Kosmic / X30 / Komet	18.032	16.510	16.183	50.725	0.346	12
4	10	Kart Force	FOSTER Kip		DR / X30 / Komet	18.072	16.497	16.203	50.772	0.393	12
5	17	Exceed	BIELATOWICZ Pascal		Exceed / X30 / Komet	18.094	16.474	16.253	50.821	0.442	12
6	12	CKS Kart Racing	BUSATO Jorge		Gillard / X30 / Komet	18.149	16.484	16.225	50.858	0.479	12
7	95	Collinot Cyril	COLLINOT Cyril		FA / X30 / Komet	18.194	16.380	16.315	50.889	0.510	12
8	193	Martinand Nicolas	MARTINAND Nicolas		Intrepid / X30 / Komet	18.145	16.602	16.176	50.923	0.544	11
9	8	Ruffa Christian	RUFFA Christian		Maranello / X30 / Komet	18.159	16.535	16.248	50.942	0.563	12
10	114	Chapuis	CHAPUIS Jean-Claude		Kosmic / X30 / Komet	18.108	16.620	16.305	51.033	0.654	11
11	141	Nerguti Samy	NERGUTI Samy		Kosmic / X30 / Komet	18.204	16.635	16.203	51.042	0.663	12
12	18	Russell James Jr	RUSSEL James Jr		Parolin / X30 / Komet	18.229	16.638	16.214	51.081	0.702	9
13	142	IM-Racing Motorsport	ENGELI Markus		Zanardi / X30 / Komet	18.232	16.576	16.284	51.092	0.713	10
14	9	RSD Karting	SIMONAGGIO Christophe		Kosmic / X30 / Komet	18.154	16.577	16.401	51.132	0.753	12
15	49	X30 Master	BORZACCHIELLO Alban		Tony-Kart / X30 / Komet	18.163	16.661	16.406	51.230	0.851	11
16	36	Schaaphok	SCHAAPHOK Wilco		Maddox / X30 / Komet				51.294	0.915	10
17	42	Motor's	GONDARD Gaetan		Tony-Kart / X30 / Komet	18.340	16.761	16.361	51.462	1.083	12
18	26	Campi Lucero Pamela	MARTINEZ Hernan		Zanardi / X30 / Komet	18.191	16.825	16.453	51.469	1.090	12
19	16	Racing Cars Compétition	PASTOR Jean-Yves		Kosmic / X30 / Komet	18.291	16.801	16.393	51.485	1.106	12
20	2	Super Winforce RT	YANAGIDA Katsuhida		Super Winforce / X30 / Kom	18.257	16.828	16.423	51.508	1.129	11
21	7	Viberti Philippe	VIBERTI Philippe		Maranello / X30 / Komet	18.497	16.759	16.348	51.604	1.225	11
22	78	Collignon Guy	COLLIGNON Guy		DR / X30 / Komet	18.471	16.725	16.524	51.720	1.341	12
23	3	TK Racing	BARCELLONA Antonello		? / X30 / Komet	18.559	16.858	16.427	51.844	1.465	11
24	61	Panisset Jean-Claude	PANISSET Jean-Claude		Praga / X30 / Komet	18.774	17.210	16.703	52.687	2.308	11

Start Time : 18/10 - 11:59:36

Best Lap : No.23 DUCHATEAU Nicolas

50.379

89,32 Kph

Weather : Sunny Air : 13°C Track : Dry

2013 Iame International Final (FRA) 18-20/10/2013

Page 1 / 1

Timing by Apex Timing

Apex Timing





X30-Master

Qualifying Practice Series 1 (QPS1)

For information purposes. No official / regulatory value

Best Sectors Analysis

S1			S2			S3			Ideal Lap Times						
Rnk	No.	Time	Rnk	No.	Time	Rnk	No.	Time	Rnk	No.	Driver	Nat	Ideal Lap	Best Lap	Diff.
1	23	17.915	1	23	16.340	1	23	16.036	1	23	DUCHATEAU Nicolas	FRA	50.291	50.379	0.088
2	1	17.919	2	95	16.380	2	1	16.130	2	1	BLIN Frédéric	FRA	50.471	50.471	
3	17	17.990	3	1	16.422	3	8	16.142	3	17	BIELATOWICZ Pascal	FRA	50.617	50.821	0.204
4	43	18.020	4	17	16.474	4	17	16.153	4	43	RACCAMIER Thierry	FRA	50.713	50.725	0.012
5	10	18.030	5	12	16.484	5	193	16.176	5	10	FOSTER Kip	AUS	50.728	50.772	0.044
6	12	18.060	6	10	16.495	6	43	16.183	6	95	COLLINOT Cyril	FRA	50.746	50.889	0.143
7	49	18.069	7	43	16.510	7	141	16.196	7	12	BUSATO Jorge	HKG	50.769	50.858	0.089
8	114	18.104	8	8	16.535	8	10	16.203	8	8	RUFFA Christian	FRA	50.804	50.942	0.138
9	18	18.117	9	141	16.536	9	18	16.214	9	114	CHAPUIS Jean-Claude	FRA	50.894	51.033	0.139
10	8	18.127	10	9	16.553	10	95	16.217	10	193	MARTINAND Nicolas	FRA	50.904	50.923	0.019
11	193	18.145	11	7	16.556	11	12	16.225	10	141	NERGUTI Samy	FRA	50.904	51.042	0.138
12	95	18.149	12	114	16.557	12	114	16.233	12	18	RUSSEL James Jr	USA	50.969	51.081	0.112
13	9	18.154	13	142	16.576	13	142	16.255	13	142	ENGELI Markus	CHE	50.986	51.092	0.106
14	142	18.155	14	193	16.583	14	9	16.309	14	9	SIMONAGGIO Christophe	FRA	51.016	51.132	0.116
15	141	18.172	15	18	16.638	15	2	16.332	15	49	BORZACCHIELLO Alban	FRA	51.136	51.230	0.094
16	26	18.191	16	49	16.661	16	7	16.348	16	7	VIBERTI Philippe	FRA	51.241	51.604	0.363
17	16	18.251	17	78	16.725	17	42	16.361	17	26	MARTINEZ Hernan	CHL	51.380	51.469	0.089
18	2	18.257	18	26	16.742	18	16	16.393	18	2	YANAGIDA Katsuhida	JPN	51.395	51.508	0.113
19	42	18.305	19	42	16.761	19	49	16.406	19	42	GONDARD Gaetan	FRA	51.427	51.462	0.035
20	7	18.337	20	16	16.787	20	3	16.427	20	16	PASTOR Jean-Yves	FRA	51.431	51.485	0.054
21	78	18.360	21	3	16.796	21	26	16.447	21	78	COLLIGNON Guy	FRA	51.576	51.720	0.144
22	3	18.512	22	2	16.806	22	78	16.491	22	3	BARCELLONA Antonello	ITA	51.735	51.844	0.109
23	61	18.774	23	61	17.188	23	61	16.703	23	61	PANISSET Jean-Claude	FRA	52.665	52.687	0.022





X30-Master

Qualifying Practice Series 1 (QPS1)

Lap Time Analysis

For information purposes. No official / regulatory value

Laps	Sector 1	Sector 2	Sector 3	Lap Time
No.1 BLIN Frédéric				
1	20.087	17.419	16.668	54.174
2	18.336	16.736	16.156	51.228
3	18.073	16.497	16.186	50.756
4	17.919	16.422	16.130	50.471

Laps	Sector 1	Sector 2	Sector 3	Lap Time
No.2 YANAGIDA Katsuhida				
1	20.080	17.946	16.754	54.780
2	18.715	17.119	16.601	52.435
3	18.361	17.060	16.484	51.905
4	18.448	17.125	16.442	52.015
5	18.336	16.834	16.477	51.647
6	18.257	16.828	16.423	51.508
7	18.331	17.118	16.468	51.917
8	18.330	16.840	16.398	51.568
9	18.413	18.519	16.449	53.381
10	18.338	16.833	16.455	51.626
11	18.437	16.806	16.332	51.575

Laps	Sector 1	Sector 2	Sector 3	Lap Time
No.3 BARCELONA Antonello				
1	21.399	17.955	17.155	56.509
2	19.033	17.360	16.805	53.198
3	18.655	16.983	16.650	52.288
4	18.670	16.796	16.694	52.160
5	18.664	16.846	16.978	52.488
6	21.293	17.227	17.036	55.556
7	18.554	16.965	16.700	52.219
8	18.585	16.977	16.668	52.230
9	18.535	16.904	16.539	51.978
10	18.512	16.978	16.845	52.335
11	18.559	16.858	16.427	51.844

Laps	Sector 1	Sector 2	Sector 3	Lap Time
No.7 VIBERTI Philippe				
1	22.251	18.166	17.303	57.720
2	18.756	16.856	16.564	52.176
3	18.495	16.853	16.789	52.137
4	18.417	16.832	16.938	52.187
5	18.702	17.400	16.575	52.677
6	18.497	16.759	16.348	51.604
7	18.337	16.701	16.569	51.607
8	18.429	16.693	16.560	51.682
9	18.502	16.556	16.699	51.757

Laps	Sector 1	Sector 2	Sector 3	Lap Time
10	18.411	16.699	16.721	51.831
11	18.397	16.676	16.795	51.868

Laps	Sector 1	Sector 2	Sector 3	Lap Time
No.8 RUFFA Christian				
1	22.417	18.238	16.997	57.652
2	18.719	17.085	16.650	52.454
3	18.408	16.753	16.227	51.388
4	18.204	16.751	16.415	51.370
5	18.263	16.635	16.142	51.040
6	18.128	16.647	16.333	51.108
7	18.171	16.676	16.211	51.058
8	18.214	16.680	16.205	51.099
9	18.355	16.630	16.241	51.226
10	18.154	17.653	16.345	52.152
11	18.159	16.535	16.248	50.942
12	18.127	18.057	16.178	52.362

Laps	Sector 1	Sector 2	Sector 3	Lap Time
No.9 SIMONAGGIO Christophe				
1	21.005	17.845	16.785	55.635
2	18.647	16.735	16.592	51.974
3	18.463	16.594	16.592	51.649
4	18.212	16.716	16.353	51.281
5	18.506	16.793	16.415	51.714
6	18.216	16.657	16.487	51.360
7	18.278	16.641	16.395	51.314
8	18.266	16.723	16.707	51.696
9	18.255	16.658	16.404	51.317
10	18.154	16.577	16.401	51.132
11	18.317	16.589	16.386	51.292
12	18.348	16.553	16.309	51.210

Laps	Sector 1	Sector 2	Sector 3	Lap Time
No.10 FOSTER Kip				
1	20.440	17.838	17.076	55.354
2	18.385	16.756	16.338	51.479
3	18.214	16.641	16.443	51.298
4	18.113	16.503	16.305	50.921
5	18.075	16.495	16.246	50.816
6	20.054	17.859	17.219	55.132
7	18.069	16.697	16.529	51.295
8	18.063	16.541	16.395	50.999
9	18.030	16.497	16.258	50.785
10	18.072	16.497	16.203	50.772

Laps	Sector 1	Sector 2	Sector 3	Lap Time
11	18.165	16.660	16.255	51.080
12	18.112	16.515	16.248	50.875

Laps	Sector 1	Sector 2	Sector 3	Lap Time
No.12 BUSATO Jorge				
1	20.401	17.979	17.507	55.887
2	18.710	17.028	16.377	52.115
3	18.395	16.819	16.320	51.534
4	18.060	16.625	16.273	50.958
5	18.149	16.484	16.225	50.858
6	18.377	16.690	16.346	51.413
7	18.112	16.645	16.304	51.061
8	18.282	16.860	16.332	51.474
9	18.156	16.576	16.346	51.078
10	18.166	16.607	16.396	51.169
11	18.104	16.633	16.364	51.101
12	18.066	16.545	16.380	50.991

Laps	Sector 1	Sector 2	Sector 3	Lap Time
No.16 PASTOR Jean-Yves				
1	21.493	18.041	17.505	57.039
2	19.065	17.166	16.831	53.062
3	18.455	17.046	16.699	52.200
4	18.299	16.809	16.496	51.604
5	18.273	16.859	16.672	51.804
6	18.425	17.052	16.632	52.109
7	18.478	16.935	16.560	51.973
8	18.275	17.009	16.835	52.119
9	18.299	16.979	16.563	51.841
10	18.251	16.812	16.460	51.523
11	18.350	16.787	16.468	51.605
12	18.291	16.801	16.393	51.485

Laps	Sector 1	Sector 2	Sector 3	Lap Time
No.17 BIELATOWICZ Pascal				
1	20.506	17.370	16.890	54.766
2	18.418	16.799	16.407	51.624
3	18.169	16.635	16.265	51.069
4	18.023	16.516	16.374	50.913
5	18.113	16.554	16.466	51.133
6	22.376	16.598	16.505	55.479
7	18.155	16.645	16.510	51.310
8	18.181	16.499	16.499	51.179
9	20.265	16.557	16.153	52.975
10	17.990	16.536	16.320	50.846





X30-Master

Qualifying Practice Series 1 (QPS1)

Lap Time Analysis

For information purposes. No official / regulatory value

Laps	Sector 1	Sector 2	Sector 3	Lap Time	Laps	Sector 1	Sector 2	Sector 3	Lap Time	Laps	Sector 1	Sector 2	Sector 3	Lap Time
11	18.224	16.482	16.287	50.993										
12	18.094	16.474	16.253	50.821										
No.18 RUSSEL James Jr					No.36 SCHAAPHOK Wilco					No.49 BORZACCHIELLO Alban				
1	23.974	18.200	17.039	59.213	1				56.878	1	21.865	17.908	17.374	57.147
2	18.959	16.970	16.456	52.385	2				52.451	2	19.389	17.118	16.807	53.314
3	18.408	16.805	16.317	51.530	3				51.630	3	18.254	16.825	16.484	51.563
4	18.328	16.689	16.333	51.350	4				51.408	4	18.270	16.707	16.433	51.410
5	18.229	16.638	16.214	51.081	5				51.294	5	18.163	16.661	16.406	51.230
6	18.117	16.759	16.555	51.431	6				51.429	6	18.069	16.824	16.453	51.346
7	18.185	16.677	16.637	51.499	7				51.675	7	18.230	17.360	16.747	52.337
8	18.145	16.693	16.283	51.121	8				51.603	8	18.411	16.815	16.560	51.786
9	18.198	16.639	16.339	51.176	9				51.509	9	18.185	16.899	16.769	51.853
No.23 DUCHATEAU Nicolas					10				51.555	10	18.302	16.717	16.852	51.871
1	19.972	17.592	16.675	54.239	No.42 GONDARD Gaetan					11	18.659	16.931	16.692	52.282
2	18.396	16.757	16.484	51.637	1	21.726	18.422	18.339	58.487	No.61 PANISSET Jean-Claude				
3	18.112	16.479	16.118	50.709	2	19.034	17.100	16.778	52.912	1	23.212	18.737	17.940	59.889
4	18.017	16.429	16.036	50.482	3	18.602	16.821	16.395	51.818	2	19.651	17.866	17.281	54.798
5	17.943	16.340	16.096	50.379	4	18.475	16.794	16.640	51.909	3	19.591	17.502	17.268	54.361
6	17.915	16.501	16.232	50.648	5	18.449	16.883	16.663	51.995	4	19.097	17.544	17.164	53.805
7	17.965	16.413	16.168	50.546	6	18.422	17.028	16.741	52.191	5	19.143	21.829	17.272	58.244
8	18.009	16.413	16.155	50.577	7	18.678	17.261	16.636	52.575	6	19.037	17.419	17.061	53.517
9	17.957	16.443	16.139	50.539	8	18.374	16.812	16.678	51.864	7	18.956	17.473	17.257	53.686
10	17.945	16.447	16.231	50.623	9	18.401	16.864	16.618	51.883	8	18.785	17.290	17.267	53.342
11	18.011	16.481	16.092	50.584	10	18.305	16.819	16.393	51.517	9	18.774	17.210	16.703	52.687
12	18.046	16.411	16.068	50.525	11	18.389	16.821	16.456	51.666	10	18.936	17.255	16.883	53.074
No.26 MARTINEZ Hernan					12	18.340	16.761	16.361	51.462	11	18.821	17.188	16.814	52.823
1	22.736	18.241	17.125	58.102	No.43 RACCAMIER Thierry					No.78 COLLIGNON Guy				
2	18.709	16.936	16.679	52.324	1	21.123	17.530	16.918	55.571	1	21.447	18.392	17.132	56.971
3	18.344	17.035	16.526	51.905	2	18.465	16.664	16.442	51.571	2	18.746	16.986	16.584	52.316
4	18.323	16.742	16.573	51.638	3	18.183	16.616	16.373	51.172	3	18.471	16.725	16.524	51.720
5	18.258	16.912	16.573	51.743	4	18.032	16.510	16.183	50.725	4	19.579	16.779	16.634	52.992
6	18.290	17.029	16.736	52.055	5	18.151	16.535	16.323	51.009	5	18.388	16.890	16.547	51.825
7	18.305	17.138	16.818	52.261	6	18.032	16.700	16.231	50.963	6	18.438	16.766	16.919	52.123
8	18.351	16.927	16.473	51.751	7	18.089	16.734	16.302	51.125	7	18.402	17.555	17.186	53.143
9	18.340	16.882	16.694	51.916	8	18.063	16.630	16.272	50.965	8	18.425	16.840	16.491	51.756
10	18.221	16.772	17.554	52.547	9	18.026	16.653	16.211	50.890	9	18.395	16.898	16.548	51.841
11	18.191	16.825	16.453	51.469	10	18.094	16.583	16.349	51.026	10	18.360	16.746	16.792	51.898
12	18.343	16.948	16.447	51.738	11	18.020	16.527	16.333	50.880	11	18.713	16.936	16.652	52.301
					12	18.076	16.537	16.323	50.936	12	18.452	16.945	16.788	52.185



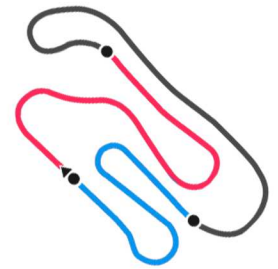
X30-Master

Qualifying Practice Series 1 (QPS1)

For information purposes. No official / regulatory value

Lap Time Analysis

Laps	Sector 1	Sector 2	Sector 3	Lap Time	Laps	Sector 1	Sector 2	Sector 3	Lap Time
No.95 COLLINOT Cyril					No.142 ENGELI Markus				
1	21.395	17.632	17.244	56.271	1	21.485	17.943	16.984	56.412
2	18.754	16.647	16.744	52.145	2	18.657	16.900	16.532	52.089
3	18.662	16.580	16.609	51.851	3	18.184	16.743	16.255	51.182
4	19.972	17.031	16.381	53.384	4	18.340	16.640	16.283	51.263
5	18.360	16.620	16.394	51.374	5	18.232	16.576	16.284	51.092
6	18.230	16.638	16.560	51.428	6	18.436	16.715	16.305	51.456
7	18.245	16.686	16.334	51.265	7	18.288	16.675	16.706	51.669
8	18.174	16.595	16.429	51.198	8	18.287	16.603	16.360	51.250
9	18.149	16.492	16.296	50.937	9	18.155	16.672	16.270	51.097
10	18.250	16.452	16.307	51.009	10	18.191	16.731	16.361	51.283
11	18.210	16.707	16.217	51.134	No.193 MARTINAND Nicolas				
12	18.194	16.380	16.315	50.889	1	21.115	17.707	16.872	55.694
No.114 CHAPUIS Jean-Claude					No.141 NERGUTI Samy				
1	21.938	18.032	16.802	56.772	1	21.327	17.649	16.940	55.916
2	18.510	16.877	16.415	51.802	2	18.762	16.715	16.634	52.111
3	18.458	16.705	16.233	51.396	3	18.310	16.577	16.497	51.384
4	18.145	16.729	16.445	51.319	4	18.512	16.625	16.248	51.385
5	18.108	16.620	16.305	51.033	5	18.278	16.612	16.269	51.159
6	18.104	16.627	16.395	51.126	6	18.290	16.623	16.196	51.109
7	18.174	16.664	16.244	51.082	7	18.335	16.546	16.333	51.214
8	18.228	16.557	16.423	51.208	8	18.302	16.610	16.227	51.139
9	18.262	16.571	16.254	51.087	9	18.204	16.635	16.203	51.042
10	18.119	16.623	16.322	51.064	10	18.251	16.609	16.337	51.197
11	18.237	16.667	16.293	51.197	11	18.172	16.640	16.706	51.518
					12	18.195	16.536	16.365	51.096



PARTICIPANTS

IAME
INTERNATIONAL FINAL

JOIN THE EVENT OF THE YEAR!

October 17th/20st - 2013

ACTUA
CIRCUIT DE LYON

WWW.X30WORLD.COM/IAME.INTERNATIONAL.FINAL

INFO: K.C. Pays d'Olmes et Mirepoix - Karting Circuit La Plana - 09600 Algaes-Yves - France
Mail: victoryconcept@hotmail.com - Phone: +33 (0)5 63 54 86 74 / +33 (0)6 85 10 95 92

OFFICIAL SPONSOR

freem komet IAME The heart of kart stilo WZADOL

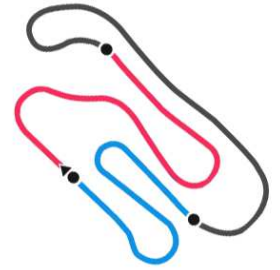


X30-Master

List of Participants (47 Drivers)

Document 1

No.	Entrant	Driver	Nat	Equipment
1	Blin Frédéric	BLIN Frédéric		Kosmic / X30 / Komet
2	Super Winforce RT	YANAGIDA Katsuhida		Super Winforce / X30 / Komet
3	TK Racing	BARCELLONA Antonello		? / X30 / Komet
4	Savani Competition	MICHELSEN Guty		CRG / X30 / Komet
5	PDB Racing Team	FEIJOO Alberto		Gillard / X30 / Komet
6	X30 Gentleman	COGNET Steve		? / X30 / Komet
7	Viberti Philippe	VIBERTI Philippe		Maranello / X30 / Komet
8	Ruffa Christian	RUFFA Christian		Maranello / X30 / Komet
9	RSD Karting	SIMONAGGIO Christophe		Kosmic / X30 / Komet
10	Kart Force	FOSTER Kip		DR / X30 / Komet
11	PDB Racing Team	BARRIOS Mario		Gillard / X30 / Komet
12	CKS Kart Racing	BUSATO Jorge		Gillard / X30 / Komet
14	Allemand Pierre	ALLEMAND Pierre		PCR / X30 / Komet
15	VDK Racing	BERVOETS Nicolas		Kosmic / X30 / Komet
16	Racing Cars Compétition	PASTOR Jean-Yves		Kosmic / X30 / Komet
17	Exceed	BIELATOWICZ Pascal		Exceed / X30 / Komet
18	Russell James Jr	RUSSEL James Jr		Parolin / X30 / Komet
19	RSD Karting	MATON Jérôme		? / X30 / Komet
20	Ait-Ouaret	OUARET Hakim		? / X30 / Komet
21	Nienkotter	NIENKOTTER Leonardo		LH / X30 / Komet
22	Chenillot	CHENILLOT David		FA / X30 / Komet
23	Alpha Karting	DUCHATEAU Nicolas		Alpha / X30 / Komet
26	Campi Lucero Pamela	MARTINEZ Hernan		Zanardi / X30 / Komet
28	Montandraud	MONTANDRAUD Patrick		CRG / X30 / Komet
31	PDB Racing Team	OLIVARES Marco		Gillard / X30 / Komet
32	Nerguti Florian	NERGUTI Florian		Tony-Kart / X30 / Komet
33	Eurokarting	BUZOLLO Fernando		LH / X30 / Komet
36	Schaaphok	SCHAAPHOK Wilco		Maddox / X30 / Komet
41	team Bubus'	BUSSERET Emmanuel		Alpha / X30 / Komet
42	Motor's	GONDARD Gaetan		Tony-Kart / X30 / Komet
43	Raccamier	RACCAMIER Thierry		Kosmic / X30 / Komet
46	OKS	DEGOUTTE Julien		CRG / X30 / Komet
49	X30 Master	BORZACCHIELLO Alban		Tony-Kart / X30 / Komet
50	Donadei Tino	DONADEI Tino		Top-Kart / X30 / Komet
58	RSD Karting	LEFEVRE Luc		Kosmic / X30 / Komet
61	Panisset Jean-Claude	PANISSET Jean-Claude		Praga / X30 / Komet
65	Praga Kart Racing	HYDE Ronnie		Praga / X30 / Komet
78	Collignon Guy	COLLIGNON Guy		DR / X30 / Komet
82	PDB Racing Team	SVAGELJ Roberto		Gillard / X30 / Komet
83	X30 Master	CASOLA Laurent		Tony-Kart / X30 / Komet
95	Collinot Cyril	COLLINOT Cyril		FA / X30 / Komet



X30-Master

List of Participants (47 Drivers)

Document 1

No.	Entrant	Driver	Nat	Equipment
114	Chapuis	CHAPUIS Jean-Claude		Kosmic / X30 / Komet
141	Nerguti Samy	NERGUTI Samy		Kosmic / X30 / Komet
142	IM-Racing Motorsport	ENGELI Markus		Zanardi / X30 / Komet
168	Michon	MICHON Olivier		Kosmic / X30 / Komet
193	Martinand Nicolas	MARTINAND Nicolas		Intrepid / X30 / Komet
241	Praga Kart Racing	FISHER Kurt		Praga / X30 / Komet

