

DMV Kart Championship

Bambini Wackersdorf 1,257 Km

freies Training 28.04.2013 08:28

Training (10:00 Zeit) gestartet um 8:28:11

Pos.	Nr.	Name	Nat.-Wohnort	Fabrikat	Bewerber/Sponsor	Rnd.	Beste Zeit	Diff.	km/h	In Rd.
1	21	Eren KÖse	GER-Krefeld	Jesolo/lame		5	1:21.401		55,591	2
2	10	Dennis Peter Scott	GER-Wallenhorst	Birel/lame	Solgat Motorsport	6	1:22.170	0.769	55,071	5
3	2	Doueid Ghattas	GER-Bonn	Jesolo/lame	TR-Motorsport	6	1:22.971	1.570	54,540	6
4	12	Luke Raspudic-Verlei	GER-Ratingen	/lame		2	1:23.013	1.612	54,512	2
5	7	Luke Wankmüller	GER-Keltern	Birel/lame	Solgat Motorsport	5	1:23.162	1.761	54,414	5
6	26	Patricija Stalidzane	GER-Neubieberg	Maddox/lame	RL-Competition.com	6	1:23.209	1.808	54,384	5
7	55	David Qufaj	GER-Nürnberg	Tonykart/lame	KSM Racing Team	6	1:23.961	2.560	53,896	5
8	11	Leon Schütze	GER-Gorxheimertal	Birel/lame	Schwabe Motorsport/ADAC Thüringen	6	1:24.365	2.964	53,638	6
9	66	Luka-Max Pierschke	GER-Zwingenberg	Birel/lame	Solgat Motorsport	6	1:24.379	2.978	53,629	4
10	19	Luca Maisch	GER-Neustetten	Birel/lame	Solgat Motorsport	6	1:24.600	3.199	53,489	4
11	17	Constantin Ernst	GER-Remscheid	Birel/lame		6	1:24.839	3.438	53,339	4
12	29	Maximilian Krupper	GER-Berlin	PRAGA/IAMEWat		6	1:26.321	4.920	52,423	4
13	25	Jan-Vincent Stolle	GER-KÖln	Tonykart/lame		6	1:26.383	4.982	52,385	4
14	14	Daniel Oldenburg	GER-Baranowo	/lame		6	1:26.590	5.189	52,260	4
15	4	Noel Wilke	GER-Altbach	Birel/lame		6	1:26.742	5.341	52,168	5
16	13	Valentin Wiesender	GER-Pfaffenhofen An Der	Maddox/lame	RL-Competition.com	6	1:26.777	5.376	52,147	5
17	24	Rico Volz	GER-SchÖnberg	Birel/lame	Solgat Motorsport	5	1:27.063	5.662	51,976	3
18	18	Jan Lukas Keil	GER-Rommerskirchen	Birel/lame	Solgat Motorsport	5	1:27.473	6.072	51,733	4
19	30	Niklas Krütten	GER-Trier	Birel/IAME	Solgat Motorsport	5	1:27.664	6.263	51,620	3
20	20	Davids Trefilovs	GER-Berlin	Jesolo/lame	TR-Racing	4	1:30.474	9.073	50,017	2
21	23	Dominik Müller	GER-Berlin	Jesolo/lame	TR-Racing	1	1:31.900	10.499	49,240	1
22	16	Maximilian Schulte	GER-Viernheim	Birel/lame	Schwabe-Motorsport/ADAC Hessen-Thi	3	1:33.944	12.543	48,169	2
23	15	Cedric-Laurin Rittmann	GER-Mannheim	Birel/lame	Solgat-Motorsport	5	1:34.012	12.611	48,134	4
24	6	Jan Hendrik Heimbach	GER-Moers	Tonykart/lame					-	0
25	22	Marius Zug	GER-Mitterscheyern	Maddox/lame	RL-Competition.com				-	0
26	8	Iliya Zamula	GER-Berlin	Jesolo/lame	TR-Racing				-	0

DMV Kart Championship

Bambini

Wackersdorf 1,257 Km

freies Training

28.04.2013 08:28

Training (10:00 Zeit) gestartet um 8:28:11

Runde	Rundenzeit	Diff.	Tageszeit
(21) Eren KÖse			
1	1:27.415	+6.014	8:33:02.481
2	1:21.401		8:34:23.882
3	1:29.272	+7.871	8:35:53.154
4	1:26.287	+4.886	8:37:19.441
5	1:22.179	+0.778	8:38:41.620
(10) Dennis Peter Scott			
1	1:25.750	+3.580	8:31:20.876
2	1:24.261	+2.091	8:32:45.137
3	1:23.454	+1.284	8:34:08.591
4	1:23.199	+1.029	8:35:31.790
5	1:22.170		8:36:53.960
6	1:22.332	+0.162	8:38:16.292
(2) Doureid Ghattas			
1	1:26.756	+3.785	8:31:16.998
2	1:26.079	+3.108	8:32:43.077
3	1:24.678	+1.707	8:34:07.755
4	1:24.419	+1.448	8:35:32.174
5	1:24.455	+1.484	8:36:56.629
6	1:22.971		8:38:19.600
(12) Luke Raspudic-Verlei			
1	1:24.684	+1.671	8:37:57.448
2	1:23.013		8:39:20.461
(7) Luke Wankmüller			
1	1:28.766	+5.604	8:32:06.633
2	1:24.769	+1.607	8:33:31.402
3	1:25.173	+2.011	8:34:56.575
4	1:52.474	+29.312	8:36:49.049
5	1:23.162		8:38:12.211
(26) Patricija Stalidzane			
1	1:23.825	+0.616	8:31:00.602
2	2:06.823	+43.614	8:33:07.425
3	1:51.105	+27.896	8:34:58.530
4	1:35.147	+11.938	8:36:33.677
5	1:23.209		8:37:56.886
6	1:24.587	+1.378	8:39:21.473
(55) David Qufaj			
1	1:25.653	+1.692	8:31:21.839
2	1:25.588	+1.627	8:32:47.427
3	1:25.157	+1.196	8:34:12.584
4	1:24.313	+0.352	8:35:36.897
5	1:23.961		8:37:00.858
6	1:24.472	+0.511	8:38:25.330
(11) Leon Schütze			
1	1:28.619	+4.254	8:31:43.985
2	1:27.901	+3.536	8:33:11.886
3	1:26.510	+2.145	8:34:38.396
4	1:25.994	+1.629	8:36:04.390
5	1:25.816	+1.451	8:37:30.206
6	1:24.365		8:38:54.571
(66) Luka-Max Pierschke			
1	1:28.951	+4.572	8:31:16.099
2	1:27.271	+2.892	8:32:43.370
3	1:26.672	+2.293	8:34:10.042
4	1:24.379		8:35:34.421
5	1:24.512	+0.133	8:36:58.933
6	1:25.599	+1.220	8:38:24.532

Runde	Rundenzeit	Diff.	Tageszeit
(19) Luca Maisch			
1	1:27.940	+3.340	8:31:19.493
2	1:25.757	+1.157	8:32:45.250
3	1:25.543	+0.943	8:34:10.793
4	1:24.600		8:35:35.393
5	1:24.904	+0.304	8:37:00.297
6	1:25.492	+0.892	8:38:25.789
(17) Constantin Ernst			
1	1:27.421	+2.582	8:31:20.733
2	1:26.247	+1.408	8:32:46.980
3	1:25.022	+0.183	8:34:12.002
4	1:24.839		8:35:36.841
5	1:25.672	+0.833	8:37:02.513
6	1:25.855	+1.016	8:38:28.368
(29) Maximilian Krupper			
1	1:30.767	+4.446	8:31:23.262
2	1:29.332	+3.011	8:32:52.594
3	1:27.049	+0.728	8:34:19.643
4	1:26.321		8:35:45.964
5	1:26.658	+0.337	8:37:12.622
6	1:27.577	+1.256	8:38:40.199
(25) Jan-Vincent Stolle			
1	1:30.142	+3.759	8:31:29.290
2	1:26.992	+0.609	8:32:56.282
3	1:26.758	+0.375	8:34:23.040
4	1:26.383		8:35:49.423
5	1:26.823	+0.440	8:37:16.246
6	1:26.471	+0.088	8:38:42.717
(14) Daniel Oldenburg			
1	1:37.786	+11.196	8:31:19.796
2	1:27.835	+1.245	8:32:47.631
3	1:27.000	+0.410	8:34:14.631
4	1:26.590		8:35:41.221
5	1:59.935	+33.345	8:37:41.156
6	1:26.987	+0.397	8:39:08.143
(4) Noel Wilke			
1	1:32.795	+6.053	8:32:10.211
2	1:29.223	+2.481	8:33:39.434
3	1:29.321	+2.579	8:35:08.755
4	1:27.607	+0.865	8:36:36.362
5	1:26.742		8:38:03.104
6	1:27.727	+0.985	8:39:30.831
(13) Valentin Wiesender			
1	1:27.022	+0.245	8:31:24.429
2	1:28.459	+1.682	8:32:52.888
3	1:27.490	+0.713	8:34:20.378
4	1:46.844	+20.067	8:36:07.222
5	1:26.777		8:37:33.999
6	1:26.857	+0.080	8:39:00.856
(24) Rico Volz			
1	1:30.877	+3.814	8:31:32.246
2	2:10.638	+43.575	8:33:42.884
3	1:27.063		8:35:09.947
4	1:32.252	+5.189	8:36:42.199
5	1:35.381	+8.318	8:38:17.580
(18) Jan Lukas Keil			
1	1:31.721	+4.248	8:33:30.640

Runde	Rundenzeit	Diff.	Tageszeit
2	1:28.318	+0.845	8:34:58.958
3	1:27.892	+0.419	8:36:26.850
4	1:27.473		8:37:54.323
5	1:31.182	+3.709	8:39:25.505
(30) Niklas Krütten			
1	1:43.988	+16.324	8:31:34.062
2	1:54.921	+27.257	8:33:28.983
3	1:27.664		8:34:56.647
4	2:07.782	+40.118	8:37:04.429
5	1:43.696	+16.032	8:38:48.125
(20) Davids Trefilovs			
1	1:32.994	+2.520	8:33:40.008
2	1:30.474		8:35:10.482
3	1:42.035	+11.561	8:36:52.517
4	2:29.673	+59.199	8:39:22.190
(23) Dominik Müller			
1	1:31.900		8:38:49.719
(16) Maximilian Schulte			
1	2:32.447	+58.503	8:35:03.336
2	1:33.944		8:36:37.280
3	1:59.368	+25.424	8:38:36.648
(15) Cedric-Laurin Rittmann			
1	1:38.632	+4.620	8:32:15.279
2	1:34.243	+0.231	8:33:49.522
3	2:08.176	+34.164	8:35:57.698
4	1:34.012		8:37:31.710
5	1:47.343	+13.331	8:39:19.053

Zeitnahme : Camp-Company, Wittgenborn - Obmann: Ernst Willems, Trier Orbits

Rennleiter: Reinhard Tropp Rennsekretär: Christian Graumünz

Aushang: Uhr Reg-Nr.: 124/2013

Unterschrift RL: Unterschrift ZK:



www.mylaps.com

Lizenziert für Camp Company GmbH

DMV Kart Championship

Bambini Wackersdorf 1,257 Km

Zeittraining 28.04.2013 09:46

Qualifikation gestartet um 9:52:00

Pos.	Nr.	Name	Nat.-Wohnort	Fabrikat	Bewerber/Sponsor	Rnd.	Beste Zeit	Diff.	km/h	In Rd.
1	55	David Qufaj	GER-Nürnberg	Tonykart/Iame	KSM Racing Team	6	1:18.948		57,319	5
2	21	Eren KÖse	GER-Krefeld	Jesolo/Iame		7	1:19.493	0.545	56,926	7
3	8	Illya Zamula	GER-Berlin	Jesolo/Iame	TR-Racing	7	1:19.734	0.786	56,754	7
4	26	Patricija Stalidzane	GER-Neubieberg	Maddox/Iame	RL-Competition.com	6	1:20.080	1.132	56,508	6
5	11	Leon Schütze	GER-Gorxheimertal	Birel/Iame	Schwabe Motorsport/ADAC Thüringen	7	1:20.109	1.161	56,488	7
6	25	Jan-Vincent Stolle	GER-KÖln	Tonykart/Iame		7	1:20.531	1.583	56,192	6
7	19	Luca Maisch	GER-Neustetten	Birel/Iame	Solgat Motorsport	6	1:20.802	1.854	56,004	6
8	24	Rico Volz	GER-Schöenberg	Birel/Iame	Solgat Motorsport	7	1:21.059	2.111	55,826	7
9	6	Jan Hendrik Heimbach	GER-Moers	Tonykart/Iame		7	1:21.108	2.160	55,792	7
10	18	Jan Lukas Keil	GER-Rommerskirchen	Birel/Iame	Solgat Motorsport	7	1:21.195	2.247	55,732	7
11	17	Constantin Ernst	GER-Remscheid	Birel/Iame		7	1:21.256	2.308	55,691	7
12	10	Dennis Peter Scott	GER-Wallenhorst	Birel/Iame	Solgat Motorsport	7	1:21.264	2.316	55,685	7
13	2	Doueid Ghattas	GER-Bonn	Jesolo/Iame	TR-Motorsport	7	1:21.376	2.428	55,609	7
14	12	Luke Raspudic-Verlei	GER-Ratingen	/Iame		7	1:21.376	2.428	55,609	7
15	14	Daniel Oldenburg	GER-Baranowo	/Iame		7	1:21.501	2.553	55,523	6
16	29	Maximilian Krupper	GER-Berlin	PRAGA/IAMEWat		7	1:22.335	3.387	54,961	7
17	66	Luka-Max Pierschke	GER-Zwingenberg	Birel/Iame	Solgat Motorsport	6	1:22.345	3.397	54,954	5
18	13	Valentin Wiesender	GER-Pfaffenhofen An Der	Maddox/Iame	RL-Competition.com	7	1:22.895	3.947	54,590	7
19	7	Luke Wankmüller	GER-Keltern	Birel/Iame	Solgat Motorsport	1	1:23.327	4.379	54,307	1
20	4	Noel Wilke	GER-Altbach	Birel/Iame		6	1:24.126	5.178	53,791	5
21	30	Niklas Krütten	GER-Trier	Birel/IAME	Solgat Motorsport	6	1:24.334	5.386	53,658	5
22	20	Davids Trefilovs	GER-Berlin	Jesolo/Iame	TR-Racing	6	1:25.388	6.440	52,996	2
23	16	Maximilian Schulte	GER-Viernheim	Birel/Iame	Schwabe-Motorsport/ADAC Hessen-Thi	5	1:26.278	7.330	52,449	4
24	15	Cedric-Laurin Rittmann	GER-Mannheim	Birel/Iame	Solgat-Motorsport	6	1:29.904	10.956	50,334	6
25	22	Marius Zug	GER-Mitterscheyern	Maddox/Iame	RL-Competition.com	5	1:32.063	13.115	49,153	4
26	23	Dominik Müller	GER-Berlin	Jesolo/Iame	TR-Racing				-	0

Bemerkungen

Vorbehaltlich der technischen und sportlichen Nachuntersuchung!

Zeitnahme : Camp-Company, Wittgenborn - Obmann: Ernst Willems, Trier

Orbits

Rennleiter: Reinhard Tropp Rennsekretär: Christian Graumünz

Aushang: Uhr Reg-Nr.: 124/2013

Unterschrift RL: Unterschrift ZK:

www.mylaps.com

Lizenziert für Camp Company GmbH

DMV Kart Championship

Bambini Wackersdorf 1,257 Km

Zeittraining 28.04.2013 09:46

Qualifikation gestartet um 9:52:00

Runde	Rundenzeit	Diff.	Tageszeit
5	1:39.144	+9.240	10:13:44.395
6	1:29.904		10:15:14.299

(22) Marius Zug

Runde	Rundenzeit	Diff.	Tageszeit
1	1:48.476	+16.413	9:55:23.123
2	12:02.316	+10:30.253	10:09:01.550
3	1:42.993	+10.930	10:10:44.543
4	1:32.063		10:12:16.606
5	1:44.726	+12.663	10:14:01.332

Runde	Rundenzeit	Diff.	Tageszeit
-------	------------	-------	-----------


Runde	Rundenzeit	Diff.	Tageszeit
-------	------------	-------	-----------

DMV Kart Championship

Bambini Wackersdorf 1,257 Km
Rennen 2 1.Lauf 28.04.2013 11:15
Rennen (9 Runden)

13	22	23
	25	26
12	16	15
	23	24
11	30	20
	21	22
10	7	4
	19	20
9	66	13
	17	18
8	14	29
	15	16
7	2	12
	13	14
6	17	10
	11	12
5	6	18
	9	10
4	19	24
	7	8
3	11	25
	5	6
2	8	26
	3	4
1	55	21
	1	2

POLE POSITION 1



DMV Kart Championship

Bambini Wackersdorf 1,257 Km

Rennen 2 1.Lauf 28.04.2013 11:15

Rennen (9 Runden) gestartet um 11:38:02

Pos.	Nr.	Name	Nat.-Wohnort	Fabrikat	Bewerber/Sponsor	Rnd.	Gesamtzeit	Diff.	Ø km/h	Beste Zeit	km/h	Pkt.
1	8	Illya Zamula	GER-Berlin	Jesolo/Iame	TR-Racing	9	10:53.204		62,349	1:11.203	63,554	15
2	55	David Qufaj	GER-Nürnberg	Tonykart/Iame	KSM Racing Team	9	10:53.752	0.548	62,297	1:10.965	63,767	13
3	21	Eren KÖse	GER-Krefeld	Jesolo/Iame		9	10:54.342	1.138	62,241	1:10.997	63,738	10
4	2	Dou Reid Ghattas	GER-Bonn	Jesolo/Iame	TR-Motorsport	9	11:05.411	12.207	61,205	1:10.230	64,434	10
5	10	Dennis Peter Scott	GER-Wallenhorst	Birel/Iame	Solgat Motorsport	9	11:06.986	13.782	61,061	1:11.969	62,877	8
6	12	Luke Raspudic-Verlei	GER-Ratingen	/Iame		9	11:07.261	14.057	61,036	1:11.937	62,905	7
7	30	Niklas Krütten	GER-Trier	Birel/IAME	Solgat Motorsport	9	11:15.444	22.240	60,296	1:11.266	63,497	0
8	66	Luka-Max Pierschke	GER-Zwingenberg	Birel/Iame	Solgat Motorsport	9	11:16.390	23.186	60,212	1:12.031	62,823	6
9	7	Luke Wankmüller	GER-Keltern	Birel/Iame	Solgat Motorsport	9	11:16.954	23.750	60,162	1:11.422	63,359	5
10	26	Patricija Stalidzane	GER-Neubieberg	Maddox/Iame	RL-Competition.com	9	11:17.795	24.591	60,087	1:11.688	63,124	0
11	11	Leon Schütze	GER-Gorxheimertal	Birel/Iame	Schwabe Motorsport/ADAC Thi	9	11:18.789	25.585	59,999	1:11.719	63,096	4
12	17	Constantin Ernst	GER-Remscheid	Birel/Iame		9	11:19.107	25.903	59,971	1:10.952	63,778	0
13	18	Jan Lukas Keil	GER-Rommerskirchen	Birel/Iame	Solgat Motorsport	9	11:21.273	28.069	59,780	1:11.516	63,275	3
14	25	Jan-Vincent Stolle	GER-KÖln	Tonykart/Iame		9	11:21.911	28.707	59,725	1:13.002	61,987	1
15	14	Daniel Oldenburg	GER-Baranowo	/Iame		9	11:22.610	29.406	59,663	1:12.777	62,179	1
16	19	Luca Maisch	GER-Neustetten	Birel/Iame	Solgat Motorsport	9	11:25.491	32.287	59,413	1:12.353	62,543	1
17	20	Davids Trefilovs	GER-Berlin	Jesolo/Iame	TR-Racing	9	11:28.223	35.019	59,177	1:13.588	61,494	0
18	4	Noel Wilke	GER-Altbach	Birel/Iame		9	11:31.006	37.802	58,938	1:13.472	61,591	1
19	16	Maximilian Schulte	GER-Viernheim	Birel/Iame	Schwabe-Motorsport/ADAC He	9	11:47.334	54.130	57,578	1:13.623	61,464	0
20	13	Valentin Wiesender	GER-Pfaffenhofen An	Maddox/Iame	RL-Competition.com	9	11:49.103	55.899	57,434	1:15.513	59,926	1
21	6	Jan Hendrik Heimbach	GER-Moers	Tonykart/Iame		9	12:01.090	1:07.886	56,479	1:14.978	60,354	0
22	22	Marius Zug	GER-Mitterscheyern	Maddox/Iame	RL-Competition.com	9	12:02.215	1:09.011	56,392	1:16.892	58,851	1
23	15	Cedric-Laurin Rittmann	GER-Mannheim	Birel/Iame	Solgat-Motorsport	7	11:00.945	2 Runden	47,926	1:16.930	58,822	1
24	24	Rico Volz	GER-SchÖnberg	Birel/Iame	Solgat Motorsport	6	7:38.276	3 Runden	59,246	1:14.426	60,801	0
25	23	Dominik Müller	GER-Berlin	Jesolo/Iame	TR-Racing	2	2:49.273	7 Runden	53,466	1:20.932	55,914	0
26	29	Maximilian Krupper	GER-Berlin	PRAGA/IAMEWater					-	-	-	0

Bemerkungen

Vorbehaltlich der technischen und sportlichen Nachuntersuchung!

Vorsprung	Ø km/h	Beste Rundenzeit	km/h	Beste Runde von
0.548	62,349	1:10.230	64,434	2 - Dou Reid Ghattas

Zeitnahme : Camp-Company, Wittgenborn - Obmann: Ernst Willems, Trier

Orbits

Rennleiter: Reinhard Tropp Rennsekretär: Christian Graumünz

Aushang: Uhr Reg-Nr.: 124/2013

www.mylaps.com

Unterschrift RL:

Unterschrift ZK:

Lizenziert für Camp Company GmbH

DMV Kart Championship

Bambini Wackersdorf 1,257 Km

Rennen 2 1.Lauf 28.04.2013 11:15

Rennen (9 Runden) gestartet um 11:38:02

Runde	Rundenzeit	Diff.	Tageszeit	Runde	Rundenzeit	Diff.	Tageszeit	Runde	Rundenzeit	Diff.	Tageszeit
(16) Maximilian Schulte											
1	1:23.624	+10.001	11:39:27.927								
2	1:18.836	+5.213	11:40:46.763								
3	1:19.299	+5.676	11:42:06.062								
4	1:16.352	+2.729	11:43:22.414								
5	1:16.311	+2.688	11:44:38.725								
6	1:15.192	+1.569	11:45:53.917								
7	1:26.824	+13.201	11:47:20.741								
8	1:13.623		11:48:34.364								
9	1:15.384	+1.761	11:49:49.748								
(13) Valentin Wiesender											
1	1:29.221	+13.708	11:39:32.892								
2	1:19.459	+3.946	11:40:52.351								
3	1:17.355	+1.842	11:42:09.706								
4	1:18.647	+3.134	11:43:28.353								
5	1:17.320	+1.807	11:44:45.673								
6	1:16.322	+0.809	11:46:01.995								
7	1:16.115	+0.602	11:47:18.110								
8	1:15.513		11:48:33.623								
9	1:17.894	+2.381	11:49:51.517								
(6) Jan Hendrik Heimbach											
1	1:24.123	+9.145	11:39:27.286								
2	1:18.492	+3.514	11:40:45.778								
3	1:18.457	+3.479	11:42:04.235								
4	1:40.610	+25.632	11:43:44.845								
5	1:14.978		11:44:59.823								
6	1:15.043	+0.065	11:46:14.866								
7	1:15.023	+0.045	11:47:29.889								
8	1:16.167	+1.189	11:48:46.056								
9	1:17.448	+2.470	11:50:03.504								
(22) Marius Zug											
1	1:30.085	+13.193	11:39:34.581								
2	1:21.143	+4.251	11:40:55.724								
3	1:19.731	+2.839	11:42:15.455								
4	1:19.179	+2.287	11:43:34.634								
5	1:18.550	+1.658	11:44:53.184								
6	1:18.276	+1.384	11:46:11.460								
7	1:17.128	+0.236	11:47:28.588								
8	1:16.892		11:48:45.480								
9	1:19.149	+2.257	11:50:04.629								
(15) Cedric-Laurin Rittmann											
1	1:36.963	+20.033	11:39:41.035								
2	2:46.527	+1:29.597	11:42:27.562								
3	1:21.334	+4.404	11:43:48.896								
4	1:19.315	+2.385	11:45:08.211								
5	1:18.991	+2.061	11:46:27.202								
6	1:19.227	+2.297	11:47:46.429								
7	1:16.930		11:49:03.359								
(24) Rico Volz											
1	1:19.957	+5.531	11:39:23.019								
2	1:15.988	+1.562	11:40:39.007								
3	1:16.256	+1.830	11:41:55.263								
4	1:15.960	+1.534	11:43:11.223								
5	1:14.426		11:44:25.649								
6	1:15.041	+0.615	11:45:40.690								
(23) Dominik Müller											
1	1:26.348	+5.416	11:39:30.755								
2	1:20.932		11:40:51.687								

DMV Kart Championship

Bambini

Wackersdorf 1,257 Km


Rennen 8 2.Lauf

28.04.2013 14:05

Rennen (9 Runden)

13	23	29
	25	26
12	15	24
	23	24
11	6	22
	21	22
10	16	13
	19	20
9	20	4
	17	18
8	14	19
	15	16
7	18	25
	13	14
6	11	17
	11	12
5	7	26
	9	10
4	30	66
	7	8
3	10	12
	5	6
2	21	2
	3	4
1	8	55
	1	2

POLE POSITION 1



DMV Kart Championship

Bambini Wackersdorf 1,257 Km

Rennen 8 2.Lauf 28.04.2013 14:05

Rennen (9 Runden) gestartet um 14:05:08

Pos.	Nr.	Name	Nat.-Wohnort	Fabrikat	Bewerber/Sponsor	Rnd.	Gesamtzeit	Diff.	Ø km/h	Beste Zeit	km/h	Pkt.
1	8	Illya Zamula	GER-Berlin	Jesolo/Iame	TR-Racing	9	9:22.315		72,427	1:01.761	73,270	16
2	2	Dou Reid Ghattas	GER-Bonn	Jesolo/Iame	TR-Motorsport	9	9:26.169	3.854	71,934	1:01.825	73,194	12
3	21	Eren KÖse	GER-Krefeld	Jesolo/Iame	/TR-Motorsport	9	9:26.298	3.983	71,918	1:01.778	73,249	10
4	30	Niklas Krütten	GER-Trier	Birel/IAME	Solgat Motorsport	9	9:26.656	4.341	71,872	1:01.862	73,150	0
5	18	Jan Lukas Keil	GER-Rommerskirchen	Birel/Iame	Solgat Motorsport	9	9:26.720	4.405	71,864	1:01.804	73,219	9
6	11	Leon Schütze	GER-Gorxheimertal	Birel/Iame	Schwabe Motorsport/ADAC Thi	9	9:26.883	4.568	71,843	1:01.947	73,050	8
7	7	Luke Wankmüller	GER-Keltern	Birel/Iame	Solgat Motorsport	9	9:29.803	7.488	71,475	1:02.262	72,680	7
8	17	Constantin Ernst	GER-Remscheid	Birel/Iame		9	9:34.670	12.355	70,870	1:01.997	72,991	0
9	10	Dennis Peter Scott	GER-Wallenhorst	Birel/Iame	Solgat Motorsport	9	9:36.626	14.311	70,629	1:01.778	73,249	6
10	55	David Qufaj	GER-Nürnberg	Tonykart/Iame	KSM Racing Team	9	9:37.546	15.231	70,517	1:02.196	72,757	5
11	25	Jan-Vincent Stolle	GER-KÖln	Tonykart/Iame		9	9:39.048	16.733	70,334	1:03.169	71,636	4
12	19	Luca Maisch	GER-Neustetten	Birel/Iame	Solgat Motorsport	9	9:39.339	17.024	70,299	1:02.920	71,920	3
13	23	Dominik Müller	GER-Berlin	Jesolo/Iame	TR-Racing	9	9:40.012	17.697	70,217	1:02.728	72,140	1
14	26	Patricija Stalidzane	GER-Neubieberg	Maddox/Iame	RL-Competition.com	9	9:40.139	17.824	70,202	1:02.849	72,001	0
15	14	Daniel Oldenburg	GER-Baranowo	/Iame		9	9:40.258	17.943	70,187	1:03.132	71,678	1
16	66	Luka-Max Pierschke	GER-Zwingenberg	Birel/Iame	Solgat Motorsport	9	9:40.632	18.317	70,142	1:03.635	71,112	1
17	29	Maximilian Krupper	GER-Berlin	PRAGA/IAMEWater		9	9:41.176	18.861	70,077	1:02.347	72,581	1
18	16	Maximilian Schulte	GER-Viernheim	Birel/Iame	Schwabe-Motorsport/ADAC He	9	9:44.387	22.072	69,691	1:03.324	71,461	0
19	20	Davids Trefilovs	GER-Berlin	Jesolo/Iame	TR-Racing	9	9:46.021	23.706	69,497	1:02.892	71,952	0
20	6	Jan Hendrik Heimbach	GER-Moers	Tonykart/Iame		9	9:47.960	25.645	69,268	1:04.028	70,675	0
21	4	Noel Wilke	GER-Altbach	Birel/Iame		9	9:48.108	25.793	69,251	1:04.121	70,573	1
22	15	Cedric-Laurin Rittmann	GER-Mannheim	Birel/Iame	Solgat-Motorsport	9	9:49.425	27.110	69,096	1:04.130	70,563	1
23	22	Marius Zug	GER-Mitterscheyern	Maddox/Iame	RL-Competition.com	9	9:49.852	27.537	69,046	1:03.728	71,008	1
24	24	Rico Volz	GER-SchÖnberg	Birel/Iame	Solgat Motorsport	3	3:30.694	6 Runden	64,433	1:05.327	69,270	0
25	12	Luke Raspudic-Verlei	GER-Ratingen	/Iame					-	-	-	0
26	13	Valentin Wiesender	GER-Pfaffenhofen An	Maddox/Iame	RL-Competition.com				-	-	-	0

Bemerkungen

Vorbehaltlich der technischen und sportlichen Nachuntersuchung!

#17: + 3 s - Verlassen des Korridors mit 2 Rädern

#10: +10s Zeitstrafe - RL-Entscheidung

Vorsprung	Ø km/h	Beste Rundenzeit	km/h	Beste Runde von
3.854	72,427	1:01.761	73,270	8 - Illya Zamula

Zeitnahme : Camp-Company, Wittgenborn - Obmann: Ernst Willems, Trier

Orbits

Rennleiter: Reinhard Tropp Rennsekretär: Christian Graumünz

Aushang: Uhr Reg-Nr.: 124/2013

www.mylaps.com

Unterschrift RL:

Unterschrift ZK:

Lizensiert für Camp Company GmbH

DMV Kart Championship

Bambini Wackersdorf 1,257 Km

Rennen 8 2.Lauf 28.04.2013 14:05

Rennen (9 Runden) gestartet um 14:05:08

Runde	Rundenzeit	Diff.	Tageszeit	Runde	Rundenzeit	Diff.	Tageszeit	Runde	Rundenzeit	Diff.	Tageszeit
(20) Davids Trefilovs											
1	1:08.571	+5.679	14:06:18.263								
2	1:03.864	+0.972	14:07:22.127								
3	1:12.971	+10.079	14:08:35.098								
4	1:03.445	+0.553	14:09:38.543								
5	1:03.222	+0.330	14:10:41.765								
6	1:02.892		14:11:44.657								
7	1:03.296	+0.404	14:12:47.953								
8	1:03.833	+0.941	14:13:51.786								
9	1:02.958	+0.066	14:14:54.744								
(6) Jan Hendrik Heimbach											
1	1:10.033	+6.005	14:06:19.973								
2	1:05.437	+1.409	14:07:25.410								
3	1:05.750	+1.722	14:08:31.160								
4	1:04.028		14:09:35.188								
5	1:04.252	+0.224	14:10:39.440								
6	1:04.105	+0.077	14:11:43.545								
7	1:04.052	+0.024	14:12:47.597								
8	1:04.737	+0.709	14:13:52.334								
9	1:04.349	+0.321	14:14:56.683								
(4) Noel Wilke											
1	1:09.724	+5.603	14:06:19.417								
2	1:05.039	+0.918	14:07:24.456								
3	1:05.365	+1.244	14:08:29.821								
4	1:04.121		14:09:33.942								
5	1:04.384	+0.263	14:10:38.326								
6	1:04.280	+0.159	14:11:42.606								
7	1:04.639	+0.518	14:12:47.245								
8	1:05.018	+0.897	14:13:52.263								
9	1:04.568	+0.447	14:14:56.831								
(15) Cedric-Laurin Rittmann											
1	1:10.570	+6.440	14:06:20.672								
2	1:05.522	+1.392	14:07:26.194								
3	1:05.876	+1.746	14:08:32.070								
4	1:04.870	+0.740	14:09:36.940								
5	1:04.477	+0.347	14:10:41.417								
6	1:04.265	+0.135	14:11:45.682								
7	1:04.152	+0.022	14:12:49.834								
8	1:04.130		14:13:53.964								
9	1:04.184	+0.054	14:14:58.148								
(22) Marius Zug											
1	1:11.589	+7.861	14:06:21.469								
2	1:06.472	+2.744	14:07:27.941								
3	1:05.661	+1.933	14:08:33.602								
4	1:04.371	+0.643	14:09:37.973								
5	1:04.515	+0.787	14:10:42.488								
6	1:04.281	+0.553	14:11:46.769								
7	1:04.181	+0.453	14:12:50.950								
8	1:03.897	+0.169	14:13:54.847								
9	1:03.728		14:14:58.575								
(24) Rico Volz											
1	1:10.156	+4.829	14:06:20.391								
2	1:05.327		14:07:25.718								
3	1:13.699	+8.372	14:08:39.417								

DMV Kart Championship

Bambini Wackersdorf 1,257 Km

1+2 Lauf NEU

Pos.	Nr.	Name	Nat.-Wohnort	Fabrikat	Bewerber/Sponsor	R1.	R2.	Gesamtpunktzahl
1	8	Illya Zamula	GER-Berlin	Jesolo/Iame	TR-Racing	1	1	2
2	21	Eren KÖse	GER-Krefeld	Jesolo/Iame		3	3	6
3	2	Doueid Ghattas	GER-Bonn	Jesolo/Iame	TR-Motorsport	4	2	6
4	30	Niklas Krütten	GER-Trier	Birel/IAME	Solgat Motorsport	7	4	11
5	55	David Qufaj	GER-Nürnberg	Tonykart/Iame	KSM Racing Team	2	10	12
6	10	Dennis Peter Scott	GER-Wallenhorst	Birel/Iame	Solgat Motorsport	5	9	14
7	7	Luke Wankmüller	GER-Keltern	Birel/Iame	Solgat Motorsport	9	7	16
8	11	Leon Schütze	GER-Gorxheimertal	Birel/Iame	Schwabe Motorsport/ADAC TI	11	6	17
9	18	Jan Lukas Keil	GER-Rommerskirchen	Birel/Iame	Solgat Motorsport	13	5	18
10	17	Constantin Ernst	GER-Remscheid	Birel/Iame		12	8	20
11	26	Patricija Stalidzane	GER-Neubieberg	Maddox/Iame	RL-Competition.com	10	14	24
12	66	Luka-Max Pierschke	GER-Zwingenberg	Birel/Iame	Solgat Motorsport	8	16	24
13	25	Jan-Vincent Stolle	GER-KÖln	Tonykart/Iame		14	11	25
14	19	Luca Maisch	GER-Neustetten	Birel/Iame	Solgat Motorsport	16	12	28
15	14	Daniel Oldenburg	GER-Baranowo	/Iame		15	15	30
16	12	Luke Raspudic-Verlei	GER-Ratingen	/Iame		6	25	31
17	20	Dauids Trefilovs	GER-Berlin	Jesolo/Iame	TR-Racing	17	19	36
18	16	Maximilian Schulte	GER-Viernheim	Birel/Iame	Schwabe-Motorsport/ADAC H	19	18	37
19	23	Dominik Müller	GER-Berlin	Jesolo/Iame	TR-Racing	25	13	38
20	4	Noel Wilke	GER-Altbach	Birel/Iame		18	21	39
21	6	Jan Hendrik Heimbach	GER-Moers	Tonykart/Iame		21	20	41
22	29	Maximilian Krupper	GER-Berlin	PRAGA/IAMEWater		26	17	43
23	15	Cedric-Laurin Rittmann	GER-Mannheim	Birel/Iame	Solgat-Motorsport	23	22	45
24	22	Marius Zug	GER-Mitterscheyern	Maddox/Iame	RL-Competition.com	22	23	45
25	13	Valentin Wiesender	GER-Pfaffenhofen An Der	Maddox/Iame	RL-Competition.com	20	26	46
26	24	Rico Volz	GER-SchÖmberg	Birel/Iame	Solgat Motorsport	24	24	48




DMV Kart Championship

Bambini Wackersdorf 1,257 Km
Rennen 14 3.Lauf 28.04.2013 16:10
Rennen (12 Runden) NEU

13	13	24
	25	26
12	15	22
	23	24
11	6	29
	21	22
10	23	4
	19	20
9	20	16
	17	18
8	14	12
	15	16
7	25	19
	13	14
6	26	66
	11	12
5	18	17
	9	10
4	7	11
	7	8
3	55	10
	5	6
2	2	30
	3	4
1	8	21
	1	2

POLE POSITION 1



DMV Kart Championship

Bambini Wackersdorf 1,257 Km

Rennen 14 3.Lauf 28.04.2013 16:10

Rennen (12 Runden) gestartet um 16:03:59

Pos.	Nr.	Name	Nat.-Wohnort	Fabrikat	Bewerber/Sponsor	Rnd.	Gesamtzeit	Diff.	Ø km/h	Beste Zeit	km/h	Pkt.
1	8	Illya Zamula	GER-Berlin	Jesolo/Iame	TR-Racing	12	12:21.059		73,277	1:01.358	73,751	20
2	2	Dou Reid Ghattas	GER-Bonn	Jesolo/Iame	TR-Motorsport	12	12:22.150	1.091	73,169	1:01.314	73,804	17
3	21	Eren Köse	GER-Krefeld	Jesolo/Iame	TR-Motorsport	12	12:27.539	6.480	72,642	1:01.405	73,694	15
4	7	Luke Wankmüller	GER-Keltern	Birel/Iame	Solgat Motorsport	12	12:27.556	6.497	72,640	1:01.293	73,829	13
5	10	Dennis Peter Scott	GER-Wallenhorst	Birel/Iame	Solgat Motorsport	12	12:27.791	6.732	72,617	1:01.585	73,479	12
6	17	Constantin Ernst	GER-Remscheid	Birel/Iame		12	12:27.892	6.833	72,607	1:01.548	73,523	0
7	11	Leon Schütze	GER-Gorxheimertal	Birel/Iame	Schwabe Motorsport/ADAC Thi	12	12:28.012	6.953	72,596	1:01.274	73,852	11
8	18	Jan Lukas Keil	GER-Rommerskirchen	Birel/Iame	Solgat Motorsport	12	12:30.768	9.709	72,329	1:01.423	73,673	10
9	23	Dominik Müller	GER-Berlin	Jesolo/Iame	TR-Racing	12	12:39.830	18.771	71,467	1:02.233	72,714	9
10	19	Luca Maisch	GER-Neustetten	Birel/Iame	Solgat Motorsport	12	12:40.112	19.053	71,440	1:02.309	72,625	8
11	66	Luka-Max Pierschke	GER-Zwingenberg	Birel/Iame	Solgat Motorsport	12	12:42.139	21.080	71,250	1:02.222	72,727	7
12	30	Niklas Krütten	GER-Trier	Birel/IAME	Solgat Motorsport	12	12:42.303	21.244	71,235	1:01.720	73,318	0
13	25	Jan-Vincent Stolle	GER-KÖln	Tonykart/Iame		12	12:44.208	23.149	71,057	1:02.686	72,188	6
14	29	Maximilian Krupper	GER-Berlin	PRAGA/IAMEWater		12	12:44.515	23.456	71,029	1:02.310	72,624	5
15	26	Patricija Stalidzane	GER-Neubieberg	Maddox/Iame	RL-Competition.com	12	12:44.580	23.521	71,023	1:02.412	72,505	0
16	6	Jan Hendrik Heimbach	GER-Moers	Tonykart/Iame		12	12:46.960	25.901	70,802	1:03.017	71,809	0
17	14	Daniel Oldenburg	GER-Baranowo	/Iame		12	12:47.129	26.070	70,787	1:02.738	72,129	4
18	24	Rico Volz	GER-SchÖnberg	Birel/Iame	Solgat Motorsport	12	12:47.294	26.235	70,771	1:02.571	72,321	3
19	13	Valentin Wiesender	GER-Pfaffenhofen An	Maddox/Iame	RL-Competition.com	12	12:47.437	26.378	70,758	1:02.558	72,336	2
20	20	Davids Trefilovs	GER-Berlin	Jesolo/Iame	TR-Racing	12	12:49.568	28.509	70,562	1:02.233	72,714	0
21	16	Maximilian Schulte	GER-Viernheim	Birel/Iame	Schwabe-Motorsport/ADAC He	12	12:50.972	29.913	70,434	1:02.653	72,226	0
22	22	Marius Zug	GER-Mitterscheyern	Maddox/Iame	RL-Competition.com	12	12:53.338	32.279	70,218	1:02.969	71,864	1
23	4	Noel Wilke	GER-Altbach	Birel/Iame		12	12:55.505	34.446	70,022	1:03.654	71,091	1
24	15	Cedric-Laurin Rittmann	GER-Mannheim	Birel/Iame	Solgat-Motorsport	12	13:03.852	42.793	69,276	1:03.565	71,190	1
25	55	David Qufaj	GER-NÜrnberg	Tonykart/Iame	KSM Racing Team	10	10:23.968	2 Runden	72,523	1:01.189	73,954	2
Nicht Klassifiziert												
DNS	12	Luke Raspudic-Verlei	GER-Ratingen	/Iame				DNS	-	-	-	0

Bemerkungen

Vorbehaltlich der technischen und sportlichen Nachuntersuchung!

#18: +3s Zeitstrafe - Verlassen des Korridors mit 2 Rädern

#30: +10s Zeitstrafe - Verlassen des Korridors mit 4 Rädern

Gestartet: 25 Gewertet: 25 Nicht gewertet:

Vorsprung	Ø km/h	Beste Rundenzeit	km/h	Beste Runde von
1.091	73,277	1:01.189	73,954	55 - David Qufaj

Zeitnahme : Camp-Company, Wittgenborn - Obmann: Ernst Willems, Trier

Orbits

Rennleiter: Reinhard Tropp Rennsekretär: Christian Graumünz

Aushang: Uhr Reg-Nr.: 124/2013

www.mylaps.com

Unterschrift RL:

Unterschrift ZK:

Lizensiert für Camp Company GmbH

DMV Kart Championship

Bambini Wackersdorf 1,257 Km

Rennen 14 3.Lauf 28.04.2013 16:10

Rennen (12 Runden) gestartet um 16:03:59

Runde	Rundenzeit	Diff.	Tageszeit
1	1:06.306	+3.894	16:05:06.327
2	1:04.099	+1.687	16:06:10.426
3	1:03.593	+1.181	16:07:14.019
4	1:02.876	+0.464	16:08:16.895
5	1:08.974	+6.562	16:09:25.869
6	1:02.799	+0.387	16:10:28.668
7	1:02.494	+0.082	16:11:31.162
8	1:02.412		16:12:33.574
9	1:02.417	+0.005	16:13:35.991
10	1:02.428	+0.016	16:14:38.419
11	1:02.462	+0.050	16:15:40.881
12	1:03.056	+0.644	16:16:43.937

(6) Jan Hendrik Heimbach

1	1:07.704	+4.687	16:05:08.392
2	1:04.444	+1.427	16:06:12.836
3	1:03.613	+0.596	16:07:16.449
4	1:03.344	+0.327	16:08:19.793
5	1:03.141	+0.124	16:09:22.934
6	1:03.239	+0.222	16:10:26.173
7	1:03.078	+0.061	16:11:29.251
8	1:03.017		16:12:32.268
9	1:03.857	+0.840	16:13:36.125
10	1:03.110	+0.093	16:14:39.235
11	1:04.063	+1.046	16:15:43.298
12	1:03.019	+0.002	16:16:46.317

(14) Daniel Oldenburg

1	1:07.413	+4.675	16:05:07.708
2	1:03.551	+0.813	16:06:11.259
3	1:03.478	+0.740	16:07:14.737
4	1:03.254	+0.516	16:08:17.991
5	1:03.591	+0.853	16:09:21.582
6	1:03.098	+0.360	16:10:24.680
7	1:02.738		16:11:27.418
8	1:03.270	+0.532	16:12:30.688
9	1:04.704	+1.966	16:13:35.392
10	1:04.045	+1.307	16:14:39.437
11	1:04.282	+1.544	16:15:43.719
12	1:02.767	+0.029	16:16:46.486

(24) Rico Volz

1	1:08.985	+6.414	16:05:10.339
2	1:04.534	+1.963	16:06:14.873
3	1:03.841	+1.270	16:07:18.714
4	1:03.403	+0.832	16:08:22.117
5	1:03.118	+0.547	16:09:25.235
6	1:03.830	+1.259	16:10:29.065
7	1:02.584	+0.013	16:11:31.649
8	1:02.662	+0.091	16:12:34.311
9	1:02.670	+0.099	16:13:36.981
10	1:02.571		16:14:39.552
11	1:03.934	+1.363	16:15:43.486
12	1:03.165	+0.594	16:16:46.651

(13) Valentin Wiesender

1	1:09.083	+6.525	16:05:10.030
2	1:04.539	+1.981	16:06:14.569
3	1:03.575	+1.017	16:07:18.144
4	1:04.296	+1.738	16:08:22.440
5	1:03.504	+0.946	16:09:25.944
6	1:03.234	+0.676	16:10:29.178
7	1:02.745	+0.187	16:11:31.923
8	1:03.202	+0.644	16:12:35.125
9	1:02.843	+0.285	16:13:37.968
10	1:02.558		16:14:40.526

Runde	Rundenzeit	Diff.	Tageszeit
11	1:03.369	+0.811	16:15:43.895
12	1:02.899	+0.341	16:16:46.794

(20) Davids Trefilovs

1	1:06.696	+4.463	16:05:07.105
2	1:04.289	+2.056	16:06:11.394
3	1:03.208	+0.975	16:07:14.602
4	1:03.559	+1.326	16:08:18.161
5	1:02.233		16:09:20.394
6	1:02.542	+0.309	16:10:22.936
7	1:02.542	+0.309	16:11:25.478
8	1:02.995	+0.762	16:12:28.473
9	1:02.980	+0.747	16:13:31.453
10	1:02.634	+0.401	16:14:34.087
11	1:12.129	+9.896	16:15:46.216
12	1:02.709	+0.476	16:16:48.925

(16) Maximilian Schulte

1	1:10.319	+7.666	16:05:10.839
2	1:04.291	+1.638	16:06:15.130
3	1:03.847	+1.194	16:07:18.977
4	1:04.182	+1.529	16:08:23.159
5	1:04.727	+2.074	16:09:27.886
6	1:03.769	+1.116	16:10:31.655
7	1:04.006	+1.353	16:11:35.661
8	1:02.967	+0.314	16:12:38.628
9	1:02.889	+0.236	16:13:41.517
10	1:03.047	+0.394	16:14:44.564
11	1:03.112	+0.459	16:15:47.676
12	1:02.653		16:16:50.329

(22) Marius Zug

1	1:09.542	+6.573	16:05:10.695
2	1:04.341	+1.372	16:06:15.036
3	1:03.806	+0.837	16:07:18.842
4	1:04.216	+1.247	16:08:23.058
5	1:04.453	+1.484	16:09:27.511
6	1:04.059	+1.090	16:10:31.570
7	1:04.296	+1.327	16:11:35.866
8	1:03.813	+0.844	16:12:39.679
9	1:03.447	+0.478	16:13:43.126
10	1:03.093	+0.124	16:14:46.219
11	1:03.507	+0.538	16:15:49.726
12	1:02.969		16:16:52.695

(4) Noel Wilke

1	1:09.189	+5.535	16:05:09.999
2	1:04.467	+0.813	16:06:14.466
3	1:04.200	+0.546	16:07:18.666
4	1:04.186	+0.532	16:08:22.852
5	1:04.496	+0.842	16:09:27.348
6	1:03.964	+0.310	16:10:31.312
7	1:04.474	+0.820	16:11:35.786
8	1:03.930	+0.276	16:12:39.716
9	1:04.007	+0.353	16:13:43.723
10	1:03.654		16:14:47.377
11	1:03.749	+0.095	16:15:51.126
12	1:03.736	+0.082	16:16:54.862

(15) Cedric-Laurin Rittmann

1	1:10.565	+7.000	16:05:11.408
2	1:04.336	+0.771	16:06:15.744
3	1:03.565		16:07:19.309
4	1:04.113	+0.548	16:08:23.422
5	1:04.425	+0.860	16:09:27.847
6	1:04.028	+0.463	16:10:31.875

Runde	Rundenzeit	Diff.	Tageszeit
7	1:04.140	+0.575	16:11:36.015
8	1:11.369	+7.804	16:12:47.384
9	1:04.072	+0.507	16:13:51.456
10	1:03.951	+0.386	16:14:55.407
11	1:03.871	+0.306	16:15:59.278
12	1:03.931	+0.366	16:17:03.209

(55) David Qufaj

1	1:05.226	+4.037	16:05:04.802
2	1:03.357	+2.168	16:06:08.159
3	1:01.573	+0.384	16:07:09.732
4	1:01.682	+0.493	16:08:11.414
5	1:01.647	+0.458	16:09:13.061
6	1:01.854	+0.665	16:10:14.915
7	1:04.086	+2.897	16:11:19.001
8	1:01.399	+0.210	16:12:20.400
9	1:01.189		16:13:21.589
10	1:01.736	+0.547	16:14:23.325